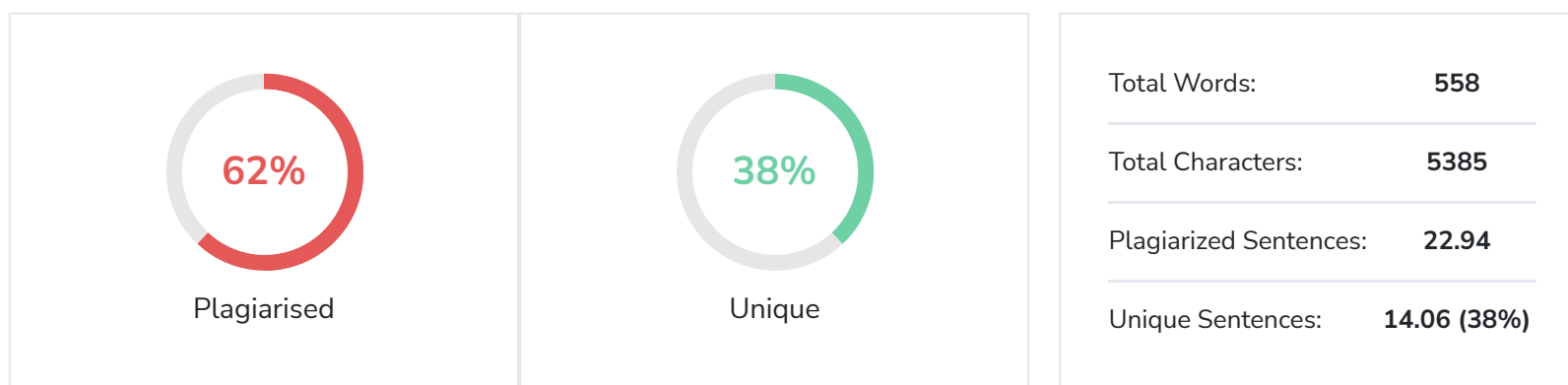


# Plagiarism Scan Report

Report Generated on: Feb 06,2023



## Content Checked for Plagiarism

IOP Conference Series: Materials Science and Engineering

PAPER • OPEN ACCESS

Implementation of clustering unsupervised learning using K-Means mapping techniques

To cite this article: Aries Abbas et al 2021 IOP Conf. Ser.: Mater. Sci. Eng. 1088 012004

[View the article online for updates and enhancements.](#)

This content was downloaded from IP address 180.243.223.159 on 11/10/2021 at 09:22

Annual Conference on Computer Science and Engineering Technology (AC2SET) 2020 IOP Publishing IOP Conf. Series: Materials Science and Engineering 1088 (2021) 012004 doi:10.1088/1757-899X/1088/1/012004

Implementation of clustering unsupervised learning using K-Means mapping techniques

Aries Abbas<sup>1\*</sup>, Pungkas Prayitno<sup>2</sup>, Florida Butarbutar<sup>1</sup>, N Nurkim<sup>1</sup>, Denny Prumanto<sup>1</sup>, Fathan Mubina Dewadi<sup>3</sup>, Nur Hidayati<sup>4</sup>, Agus Perdana Windarto<sup>5</sup>

1 Universitas Krisnadwipayana, Indonesia

2 Jakarta Technical University of Fisheries, Indonesia

3 Universitas Buana Perjuangan Karawang, Indonesia

4 Universitas Bina Sarana Informatika, Indonesia

5\* STIKOM Tunas Bangsa, Pematangsiantar, Indonesia

\*aries@paramount.co.id

Abstract. The manufacturing sector is one of the major contributors to the Indonesian economy. Human work is still needed on the production floor in the manufacturing industry to ensure a smooth operation. This study explores the use of unregulated learning clustering techniques in data mining in the form of clusters of employees in the production industry. The data collection process is carried out through a survey conducted by the Central Statistical Agency (abbreviated as the BPS) with Url: <https://www.bps.go.id> in Large Medium Industries and Micro & Small Industries. The statistics used include 24 industrial classifications, with the number of manufacturing employees in the 2017-2019 industry as a percentage. The unregulated technique of learning clustering is k-means. The Large Cluster (E1) and the Low Cluster are the two labels used (E2). The Davies Bouldin Index (DBI) parameter with a dbi value of 0,929 was used to evaluate the cluster (k=2). The findings showed five manufacturing sectors of the high cluster in 5 cluster and 19 manufacturing sectors of the small cluster in 0 cluster. For each cluster the centroid value is 1.67; 1.64; 1.592 (cluster 1/E1) and 0.348; 0.343; 0.3447 (cluster 0/E2), respectively. The research findings will inform the government to improve labour absorption, which will reduce the unemployment rate by substantial numbers in each manufacturing industry.

### 1. Introduction

The manufacturing industry sector is one of the sectors that plays an important role in the structural transformation process in the Indonesian economy. Because economic development in Indonesia basically aims to improve the welfare of the community. In Indonesia, the manufacturing industry is one of the largest contributing sectors to the Indonesian economy. According to data from the Ministry of Industry of the Republic of Indonesia (2016), from 2012 to 2015 there was an increase in the contribution of the manufacturing sector from 17.99% to 18.18% for GDP. Therefore, the manufacturing industry is seen as a strategic industry to utilize abundant natural resources, considering that Indonesia has a very high population or workforce, so that this manufacturing industry is able to absorb this large workforce. Based on this, the aim of the research is to conduct cluster mapping of the manufacturing industry in Indonesia. The data used is data on the proportion of labor in each

Content from this work may be used under the terms of the Creative Commons Attribution 3.0 licence.

Any further distribution

of this work must maintain attribution to the author(s) and the title of the work, journal citation and DOI.

Published under licence by IOP Publishing Ltd 1

### Implementation of clustering unsupervised learning using K ... [↗](#)

Implementation of clustering unsupervised learning using K ...<https://iopscience.iop.org> › article › pdf<https://iopscience.iop.org> › article › pdf by A Abbas · 2021 · Cited by 3 — To cite this article: Aries Abbas et al 2021 IOP Conf. Ser.: Mater. Sci. Eng. 1088 012004. View the article online for updates and ...  
<https://iopscience.iop.org/article/10.1088/1757-899X/1088/1/012004/pdf>

28%

### Rotator for electromagnetic emission based on conformal ...[Download Article PDF - IOPscience](#) [↗](#)

Rotator for electromagnetic emission based on conformal ...<https://iopscience.iop.org> › article › pdf<https://iopscience.iop.org> › article › pdf by V Pesnyakov · 2020 — View the article online for updates and enhancements. This content was downloaded from IP address 66.249.66.222 on 03/07/2021 at 14:10 ...[Download Article PDF - IOPscience](https://iopscience.iop.org)<https://iopscience.iop.org> › article › pdf<https://iopscience.iop.org> › article › pdf by AV Uvarov · 2021 — View the article online for updates and enhancements. This content was downloaded from IP address 66.249.66.216 on 25/08/2021 at 14:07 ...  
<https://iopscience.iop.org/article/10.1088/1742-6596/1695/1/012163/pdf>

16%

[www.researchgate.net](https://www.researchgate.net) › publication › 349678103Implementation of clustering

|   |      |
|---|------|
| <p><b>unsupervised learning using K ...</b> <a href="#">↗</a></p> <p>Feb 1, 2021 · Implementation of clustering unsupervised learning using K-Means mapping techniqu. es.pdf.<br/>Content available from CC BY 3.0: 61238b6d232f955865a44855.pdf.<br/><a href="https://www.researchgate.net/publication/349678103_Implementation_of_clustering_unsupervised_learning_using_K-Means_mapping_techniques">https://www.researchgate.net/publication/349678103_Implementation_of_clustering_unsupervised_learning_using_K-Means_mapping_techniques</a></p>   | 51%  |
| <p><b>Implementation of clustering unsupervised learning using K ...</b> <a href="#">↗</a></p> <p>Abstract. The manufacturing sector is one of the major contributors to the Indonesian economy.<br/><a href="https://search.proquest.com/openview/6473b483715474d03ac9a1d091b1d37f/1?pq-origsite=gscholar">https://search.proquest.com/openview/6473b483715474d03ac9a1d091b1d37f/1?pq-origsite=gscholar</a></p>  | 100% |
| <p><b>Implementation of clustering unsupervised learning using K ...</b> <a href="#">↗</a></p> <p>Implementation of clustering unsupervised learning using K ...<a href="https://search.proquest.com/openviewhttps://search.proquest.com/openviewby A Abbas · 2021 · Cited by 3">https://search.proquest.com/openviewhttps://search.proquest.com/openviewby A Abbas · 2021 · Cited by 3</a> — This study explores the use of unregulated learning clustering techniques in data mining in the form of clusters of employees in the production industry.<br/><a href="https://search.proquest.com/openview/6473b483715474d03ac9a1d091b1d37f/1?pq-origsite=gscholar">https://search.proquest.com/openview/6473b483715474d03ac9a1d091b1d37f/1?pq-origsite=gscholar</a></p>   | 37%  |
| <p><b>Implementation of clustering unsupervised learning using K ...</b> <a href="#">↗</a></p> <p>Implementation of clustering unsupervised learning using K ...<a href="https://iopscience.iop.org/articlehttps://iopscience.iop.org/articleby A Abbas · 2021 · Cited by 2">https://iopscience.iop.org/articlehttps://iopscience.iop.org/articleby A Abbas · 2021 · Cited by 2</a> — The data collection process is carried out through a survey conducted by the Central Statistical Agency (abbreviated as the BPS) with Url: ...<br/><a href="https://iopscience.iop.org/article/10.1088/1757-899X/1088/1/012004">https://iopscience.iop.org/article/10.1088/1757-899X/1088/1/012004</a></p>  | 41%  |
| <p><b>Implementation of clustering unsupervised - ProQuestImplementation of clustering unsupervised ... - ProQuest</b> <a href="#">↗</a></p> <p>number of manufacturing employees in the 2017-2019 industry as a percentage. The<br/><a href="https://www.proquest.com/scholarly-journals/implementation-clustering-unsupervised-learning/docview/2513047268/se-2">https://www.proquest.com/scholarly-journals/implementation-clustering-unsupervised-learning/docview/2513047268/se-2</a></p>  | 100% |
| <p><b>Implementation of clustering unsupervised learning using K ...Implementation of clustering unsupervised - ProQuest</b> <a href="#">↗</a></p> <p>Implementation of clustering unsupervised learning using K ...<a href="https://search.proquest.com/openviewhttps://search.proquest.com/openviewby A Abbas · 2021 · Cited by 3">https://search.proquest.com/openviewhttps://search.proquest.com/openviewby A Abbas · 2021 · Cited by 3</a> — The statistics used include 24 industrial classifications, with the number of manufacturing employees in the 2017-2019 industry as a percentage.Implementation of clustering unsupervised - ProQuest<a href="https://www.proquest.com/scholarly-journals/docviewhttps://www.proquest.com/scholarly-journals/docviewThe statistics used include 24 industrial classifications, with the number of manufacturing employees in the 2017-2019 industry as a percentage.">https://www.proquest.com/scholarly-journals/docviewhttps://www.proquest.com/scholarly-journals/docviewThe statistics used include 24 industrial classifications, with the number of manufacturing employees in the 2017-2019 industry as a percentage.</a><br/><a href="https://search.proquest.com/openview/6473b483715474d03ac9a1d091b1d37f/1?pq-origsite=gscholar">https://search.proquest.com/openview/6473b483715474d03ac9a1d091b1d37f/1?pq-origsite=gscholar</a></p> | 19%  |
| <p><b>Implementation of clustering unsupervised learning using K ...Implementation of clustering unsupervised ... - IOPscience</b> <a href="#">↗</a></p> <p>Implementation of clustering unsupervised learning using K ...<a href="https://iopscience.iop.org/articlepdfhttps://iopscience.iop.org/articlepdfby A Abbas · 2021 · Cited by 3">https://iopscience.iop.org/articlepdfhttps://iopscience.iop.org/articlepdfby A Abbas · 2021 · Cited by 3</a> — The Davies Bouldin Index (DBI) parameter with a dbi value of 0,929 was used to evaluate the cluster (k=2). The findings showed five ...Implementation of clustering unsupervised ... - IOPscience<a href="https://iopscience.iop.org/articlehttps://iopscience.iop.org/articleby A Abbas · 2021 · Cited by 2">https://iopscience.iop.org/articlehttps://iopscience.iop.org/articleby A Abbas · 2021 · Cited by 2</a> — The Davies Bouldin Index (DBI) parameter with a dbi value of 0,929 was used to evaluate the cluster (k=2). The findings showed five manufacturing sectors of ...<br/><a href="https://iopscience.iop.org/article/10.1088/1757-899X/1088/1/012004/pdf">https://iopscience.iop.org/article/10.1088/1757-899X/1088/1/012004/pdf</a></p>   | 14%  |

|  |      |
|--|------|
| <p><b>Implementation of clustering unsupervised learning using K ...</b> <a href="#">↗</a></p> <p>value of 0,929 was used to evaluate the cluster (k=2).</p> <p><a href="https://search.proquest.com/openview/6473b483715474d03ac9a1d091b1d37f/1?pq-origsite=scholar">https://search.proquest.com/openview/6473b483715474d03ac9a1d091b1d37f/1?pq-origsite=scholar</a></p>  | 100% |
| <p><b>Implementation of clustering unsupervised learning using K ...</b> <a href="#">↗</a></p> <p>Implementation of clustering unsupervised learning using K ...<a href="https://iopscience.iop.org/article/pdf/https://iopscience.iop.org/article/pdfby%20A%20Abbas%20%202021%20%20Cited%20by%203%20-%20The%20data%20used%20is%20data%20on%20the%20proportion%20of%20labor%20in%20each.%20Page%203.%20Annual%20Conference%20on%20Computer%20Science%20and%20Engineering%20Technology%20(AC2SET)%202020.">https://iopscience.iop.org/article/pdf/https://iopscience.iop.org/article/pdfby A Abbas · 2021 · Cited by 3 — The data used is data on the proportion of labor in each. Page 3. Annual Conference on Computer Science and Engineering Technology (AC2SET) 2020.</a></p> <p><a href="https://iopscience.iop.org/article/10.1088/1757-899X/1088/1/012004/pdf">https://iopscience.iop.org/article/10.1088/1757-899X/1088/1/012004/pdf</a></p> | 29%  |
| <p><b>repository.kulib.kyoto-u.ac.jp › dspace › bitstreamTitle Towards the gravity/CYBE correspondence - The current ...</b> <a href="#">↗</a></p> <p>Any further distribution of this work must maintain attribution to the author(s) and the title of the work, journal citation and DOI. Type Conference Paper. Title Towards the gravity/CYBE correspondence - The current status - Author(s) Matsumoto, Takuya; Yoshida, Kentaroh Citation Journal of Physics: Conference Series (2016), 670 Issue Date 2016-01-25 URL <a href="http://hdl.handle.net/2433/226845">http://hdl.handle.net/2433/226845</a> Right Content from this work may be used under the terms of the Creative Commons Attribution 3.0 licence.</p> <p><a href="https://repository.kulib.kyoto-u.ac.jp/dspace/bitstream/2433/226845/1/1742-6596_670_1_012033.pdf">https://repository.kulib.kyoto-u.ac.jp/dspace/bitstream/2433/226845/1/1742-6596_670_1_012033.pdf</a></p>   | 36%  |
| <p><b>iopscience.iop.org › article › 10A Modern Laboratory XAFS Cookbook - IOPscience</b> <a href="#">↗</a></p> <p>May 1, 2016 · Content from this work may be used under the terms of the Creative Commons Attribution 3.0 licence. Any further distribution of this work must maintain attribution to the author (s) and the title of the work, journal citation and DOI. References [1] Seidler G T and Mortensen D R 2014 Rev. Sci. Instrum. 85 113906</p> <p><a href="https://iopscience.iop.org/article/10.1088/1742-6596/712/1/012015">https://iopscience.iop.org/article/10.1088/1742-6596/712/1/012015</a></p>  | 46%  |
| <p><b>The importance of Rydberg orbitals in dissociative ionization ...</b> <a href="#">↗</a></p> <p>WebPublished under licence by IOP Publishing Ltd 1. Title: Instructions for preparation of abstracts for ICPEAC 2015 location of second line of title if needed Author: Author One, ...</p>   | 41%  |
| <p><b>iopscience.iop.org</b> <a href="#">↗</a></p> <p>Annual Conference on Computer Science and Engineering Technology (AC2SET) 2020 IOP Publishing</p>  | 100% |
| <p><b>iopscience.iop.org</b> <a href="#">↗</a></p> <p>Human work is still needed on the production floor in the manufacturing industry to ensure a</p>   | 100% |
| <p><b>iopscience.iop.org</b> <a href="#">↗</a></p> <p>This study explores the use of unregulated learning clustering techniques in</p>   | 100% |
| <p><b>iopscience.iop.org</b> <a href="#">↗</a></p> <p>(abbreviated as the BPS) with Url: <a href="https://www.bps.go.id">https://www.bps.go.id</a> in Large Medium Industries and</p>  | 100% |
| <p><b>iopscience.iop.org</b> <a href="#">↗</a></p>   | 100% |

The Large Cluster (E1) and the Low



[iopscience.iop.org](https://iopscience.iop.org)

sectors of the high cluster in 5 cluster and 19 manufacturing sectors of the small cluster in 0



[iopscience.iop.org](https://iopscience.iop.org)

The research findings will inform the government to



[iopscience.iop.org](https://iopscience.iop.org)

cluster. For each cluster the centroid value is 1.67; 1.64; 1.592 (cluster 1/E1) and 0.348; 0.343;



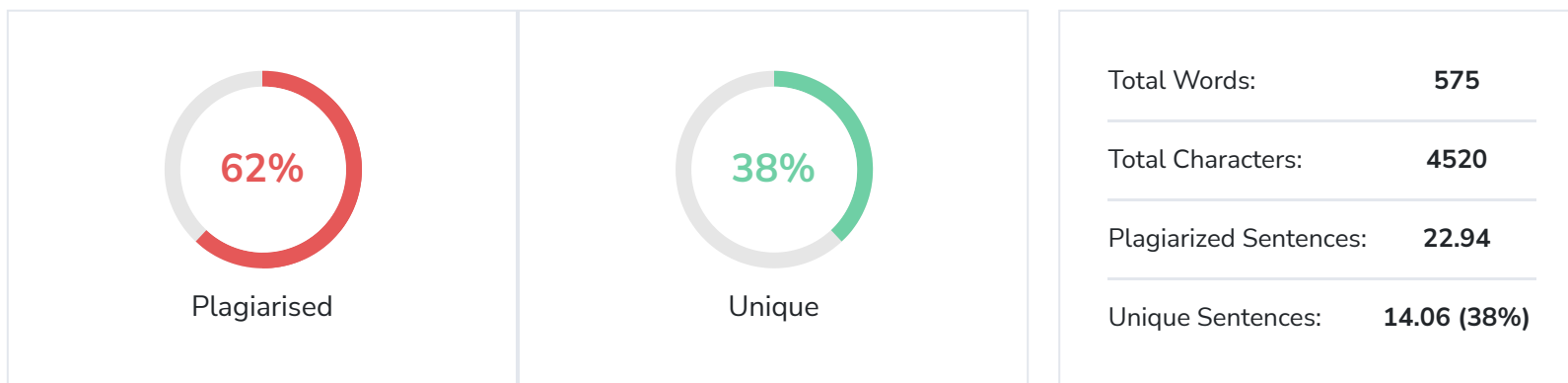
[iopscience.iop.org](https://iopscience.iop.org)

improve labour absorption, which will reduce the unemployment rate by substantial numbers in



# Plagiarism Scan Report

Report Generated on: Feb 06,2023



## Content Checked for Plagiarism

Annual Conference on Computer Science and Engineering Technology (AC2SET) 2020 IOP Publishing IOP Conf. Series: Materials Science and Engineering 1088 (2021) 012004 doi:10.1088/1757-899X/1088/1/012004

manufacturing industry sector (percentage). This needs to be done considering the role of the manufacturing industry sector is increasingly important in the development of a country's economy, including Indonesia. The growth of industrial output and the creation of added value in output can absorb large amounts of labor which will reduce the unemployment rate. In computer science engineering, one branch of science [1], [2] that can perform mapping in the form of clustering is unsupervised learning data mining [3]–[7].

Data mining is one of the Unsupervised Learning techniques, where no one can know the predicted results [8]–[10]. The results to be shown depend only on the weight compiled value at the beginning of the construction of the method and the classification of weighted items similarly in a given space or area [11]. In other words, data mining is a learning tool that is ideal for identifying or classifying a pattern of several related items that are not the same [12]. One approach is k-means k-medoids, a data mining method that is very common for commercial, academic, or industrial use. Apart from the benefits of k-means, some previous studies used k-means for cluster mapping. Among them was Agus Perdana Windarto (2020) [11] on clustering combined with classifications in the case of the Covid-19 pandemic in Indonesia. This paper proposes a combination of clustering and classification methods. Clustering results can be performed by mapping 9 provinces in the high cluster (C1 = red zone), 3 provinces in the alert cluster (C2 = yellow zone), and 22 provinces in the low cluster. (C3 = green zone). Besides, the research carried out by Sachin Shinde (2014) [13] on the hunt for scientific papers has been carried out. This paper suggests an improvised architecture that uses the k-means algorithm. The results suggest that the k-means algorithm can be used to achieve better clustering with less complexity. On this basis, it is hoped that the K-means approach would be able to solve the mapping of the proportion of employees in the manufacturing sector in Indonesia.

## 2. Methodology

The k-means approach is the simplest and most commonly used method of dividing datasets into "k" classes [4]. The aim is to divide objects into groups with different characteristics from one category to another [14], [15]. The k-means method is often referred to as the unsupervised modelling technique. An example of cluster results using the k-means approach is as follows:

Figure 1. Clustering by using the k-means form



The method used to maximize the usage of k-means is as follows [12]:

Phase 1. Step 1. Identify the number of clusters.

Phase 2. Step 2. Allocate data to clusters randomly.

Phase 3. Step 3. Calculate the centroid/average data in each cluster.

Phase 4. Step 4. Allocate the data to the nearest centroid/average

Phase 5. Step 5. Return to Phase 3, if the data is still moving clusters or if the centroid value changes.

In the implementation of unsupervised learning clustering on the proportion of workers in the

Manufacturing Industry Sector with the k-means mapping technique, the data collection process is

carried out through a survey conducted by the Central Statistical Agency (abbreviated as the BPS)

with Url: <https://www.bps.go.id> in Large Medium Industries and Micro & Small Industries. The

statistics used include 24 industrial classifications, with the number of manufacturing employees in the

2

**iopscience.iop.org** [↗](#)

Annual Conference on Computer Science and Engineering Technology (AC2SET) 2020 IOP Publishing

100%

**Implementation of clustering unsupervised learning using K ...** [↗](#)

This needs to be done considering the role of the

<https://iopscience.iop.org/article/10.1088/1757-899X/1088/1/012004/pdf>

100%

**Implementation of clustering unsupervised learning using K ...** [↗](#)

Implementation of clustering unsupervised learning using K ...<https://iopscience.iop.org> › article ›

pdf<https://iopscience.iop.org> › article › pdf by A Abbas · 2021 · Cited by 3 — manufacturing industry sector is increasingly important in the development of a country's economy, including Indonesia.

<https://iopscience.iop.org/article/10.1088/1757-899X/1088/1/012004/pdf>

48%

**Implementation of clustering unsupervised learning using K ...** [↗](#)

Implementation of clustering unsupervised learning using K ...<https://iopscience.iop.org> › article ›

pdf<https://iopscience.iop.org> › article › pdf by A Abbas · 2021 · Cited by 3 — absorb large amounts of labor which will reduce the unemployment rate. In computer science engineering, one branch of science[1], ...

<https://iopscience.iop.org/article/10.1088/1757-899X/1088/1/012004/pdf>

35%

**Implementation of clustering unsupervised learning using K ...** [↗](#)

Implementation of clustering unsupervised learning using K ...<https://iopscience.iop.org> › article ›

pdf<https://iopscience.iop.org> › article › pdf by A Abbas · 2021 · Cited by 3 — The growth of industrial output and the creation of added value in output can absorb large amounts of labor which will reduce the ...

<https://iopscience.iop.org/article/10.1088/1757-899X/1088/1/012004/pdf>

38%

**Implementation of clustering unsupervised learning using K ...** [↗](#)

Data mining is one of the Unsupervised Learning techniques, where no one can know the predicted

<https://iopscience.iop.org/article/10.1088/1757-899X/1088/1/012004/pdf#:~:text=Data%20mining%20is%20one%20of,space%20or%20area%20%5B11%5D>

100%

**Implementation of clustering unsupervised learning using K ...** [↗](#)

100%

|  |      |
|--|------|
| <p>The results to be shown depend only on the weight compiled value at the beginning of <a href="https://iopscience.iop.org/article/10.1088/1757-899X/1088/1/012004/pdf">https://iopscience.iop.org/article/10.1088/1757-899X/1088/1/012004/pdf</a></p>  | 100% |
| <p><b>Implementation of clustering unsupervised learning using K ...</b> <a href="#">↗</a><br/> Implementation of clustering unsupervised learning using K ...<a href="https://iopscience.iop.org/article/10.1088/1757-899X/1088/1/012004/pdf">https://iopscience.iop.org/article/10.1088/1757-899X/1088/1/012004/pdf</a> by A Abbas · 2021 · Cited by 3 — pattern of several related items that are not the same [12]. One approach is k-means k-medoids, a data mining method that is very common for ...<br/> <a href="https://iopscience.iop.org/article/10.1088/1757-899X/1088/1/012004/pdf">https://iopscience.iop.org/article/10.1088/1757-899X/1088/1/012004/pdf</a></p>   | 30%  |
| <p><b>Implementation of clustering unsupervised learning using K ...</b> <a href="#">↗</a><br/> In other words, data mining is a learning tool that is ideal for identifying or classifying a<br/> <a href="https://iopscience.iop.org/article/10.1088/1757-899X/1088/1/012004/pdf">https://iopscience.iop.org/article/10.1088/1757-899X/1088/1/012004/pdf</a></p>   | 100% |
| <p><b>www.researchgate.net › profile › Fathan-Dewadi PAPER OPEN ACCESS ...</b> <a href="#">↗</a><br/> Perdana Windarto (2020) [11] on clustering combined with classifications in the case of the Covid-19 pandemic in Indonesia. This paper proposes a combination of clustering and classification...<br/> <a href="https://www.researchgate.net/profile/Fathan-Dewadi/publication/349678103_Implementation_of_clustering_unsupervised_learning_using_K-Means_mapping_techniques/links/61238b6d232f955865a44855/Implementation-of-clustering-unsupervised-learning-using-K-Means-mapping-techniques.pdf?origin=publication_detail">https://www.researchgate.net/profile/Fathan-Dewadi/publication/349678103_Implementation_of_clustering_unsupervised_learning_using_K-Means_mapping_techniques/links/61238b6d232f955865a44855/Implementation-of-clustering-unsupervised-learning-using-K-Means-mapping-techniques.pdf?origin=publication_detail</a></p> | 68%  |
| <p><b>Implementation of clustering unsupervised learning using K ...</b> <a href="#">↗</a><br/> Implementation of clustering unsupervised learning using K ...<a href="https://iopscience.iop.org/article/10.1088/1757-899X/1088/1/012004/pdf">https://iopscience.iop.org/article/10.1088/1757-899X/1088/1/012004/pdf</a> by A Abbas · 2021 · Cited by 3 — Apart from the benefits of k-means, some previous studies used k-means for cluster mapping. Among them was Agus. Perdana Windarto (2020) [11] on ...<br/> <a href="https://iopscience.iop.org/article/10.1088/1757-899X/1088/1/012004/pdf">https://iopscience.iop.org/article/10.1088/1757-899X/1088/1/012004/pdf</a></p>   | 37%  |
| <p><b>Implementation of clustering unsupervised learning using K ...</b> <a href="#">↗</a><br/> Implementation of clustering unsupervised learning using K ...<a href="https://iopscience.iop.org/article/10.1088/1757-899X/1088/1/012004/pdf">https://iopscience.iop.org/article/10.1088/1757-899X/1088/1/012004/pdf</a> by A Abbas · 2021 · Cited by 3 — This paper proposes a combination of clustering and classification methods. Clustering results can be performed by mapping 9 provinces in ...<br/> <a href="https://iopscience.iop.org/article/10.1088/1757-899X/1088/1/012004/pdf">https://iopscience.iop.org/article/10.1088/1757-899X/1088/1/012004/pdf</a></p>  | 37%  |
| <p><b>iopscience.iop.org › article › 10IOP Conference Series: Materials Science and Engineering ...</b> <a href="#">↗</a><br/> Nov 30, 2022 · zone). Besides, the research carried out by Sachin Shinde (2014) [13] on the hunt for scientific papers has been carried out. This paper suggests an improvised architecture that uses the k-means algorithm. The results suggest that the k-means algorithm can be used to achieve better clustering with less complexity.<br/> <a href="https://iopscience.iop.org/article/10.1088/1757-899X/1088/1/012004/pdf">https://iopscience.iop.org/article/10.1088/1757-899X/1088/1/012004/pdf</a></p>   | 47%  |
| <p><b>Implementation of clustering unsupervised learning using K ...</b> <a href="#">↗</a><br/> Implementation of clustering unsupervised learning using K ...<a href="https://iopscience.iop.org/article/10.1088/1757-899X/1088/1/012004/pdf">https://iopscience.iop.org/article/10.1088/1757-899X/1088/1/012004/pdf</a> by A Abbas · 2021 · Cited by 3 — provinces in the alert cluster (C2 = yellow zone), and 22 provinces in the low cluster. (C3 = green zone). Besides, the research carried out ...<br/> <a href="https://iopscience.iop.org/article/10.1088/1757-899X/1088/1/012004/pdf">https://iopscience.iop.org/article/10.1088/1757-899X/1088/1/012004/pdf</a></p>   | 41%  |



|   |      |
|---|------|
| <p><b>Implementation of clustering unsupervised learning using K ...</b> <a href="#">↗</a></p> <p>The results suggest that the k-means algorithm can be used to achieve better clustering with less</p> <p><a href="https://iopscience.iop.org/article/10.1088/1757-899X/1088/1/012004/pdf">https://iopscience.iop.org/article/10.1088/1757-899X/1088/1/012004/pdf</a></p>  | 100% |
| <p><b>Implementation of clustering unsupervised learning using K ...</b> <a href="#">↗</a></p> <p>This paper suggests an improvised architecture that uses the k-means algorithm.</p> <p><a href="https://iopscience.iop.org/article/10.1088/1757-899X/1088/1/012004/pdf">https://iopscience.iop.org/article/10.1088/1757-899X/1088/1/012004/pdf</a></p>  | 100% |
| <p><b>Implementation of clustering unsupervised learning using K ...</b> <a href="#">↗</a></p> <p>Implementation of clustering unsupervised learning using K ...<a href="https://iopscience.iop.org/article/10.1088/1757-899X/1088/1/012004/pdf">https://iopscience.iop.org/article/10.1088/1757-899X/1088/1/012004/pdf</a> by A Abbas · 2021 · Cited by 3 — The k-means approach is the simplest and most commonly used method of dividing datasets into "k" classes [4]. The aim is to divide objects ...</p> <p><a href="https://iopscience.iop.org/article/10.1088/1757-899X/1088/1/012004/pdf">https://iopscience.iop.org/article/10.1088/1757-899X/1088/1/012004/pdf</a></p>  | 45%  |
| <p><b>Implementation of clustering unsupervised learning using K ...</b> <a href="#">↗</a></p> <p>Implementation of clustering unsupervised learning using K ...<a href="https://iopscience.iop.org/article/10.1088/1757-899X/1088/1/012004/pdf">https://iopscience.iop.org/article/10.1088/1757-899X/1088/1/012004/pdf</a> by A Abbas · 2021 · Cited by 3 — The k-means method is often referred to as the unsupervised modelling technique. An example of cluster results using the k-means approach is ...</p> <p><a href="https://iopscience.iop.org/article/10.1088/1757-899X/1088/1/012004/pdf">https://iopscience.iop.org/article/10.1088/1757-899X/1088/1/012004/pdf</a></p>  | 38%  |
| <p><b>Implementation of clustering unsupervised learning using K ...</b> <a href="#">↗</a></p> <p>Implementation of clustering unsupervised learning using K ...<a href="https://iopscience.iop.org/article/10.1088/1757-899X/1088/1/012004/pdf">https://iopscience.iop.org/article/10.1088/1757-899X/1088/1/012004/pdf</a> by A Abbas · 2021 · Cited by 3 — Calculate the centroid/average data in each cluster. Phase 4. Step 4. Allocate the data to the nearest centroid/average. Phase 5. Step 5.</p> <p><a href="https://iopscience.iop.org/article/10.1088/1757-899X/1088/1/012004/pdf">https://iopscience.iop.org/article/10.1088/1757-899X/1088/1/012004/pdf</a></p>   | 27%  |
| <p><b>Implementation of clustering unsupervised learning using K ...</b> <a href="#">↗</a></p> <p>Implementation of clustering unsupervised learning using K ...<a href="https://iopscience.iop.org/article/10.1088/1757-899X/1088/1/012004/pdf">https://iopscience.iop.org/article/10.1088/1757-899X/1088/1/012004/pdf</a> by A Abbas · 2021 · Cited by 3 — In the implementation of unsupervised learning clustering on the proportion of workers in the. Manufacturing Industry Sector with the ...</p> <p><a href="https://iopscience.iop.org/article/10.1088/1757-899X/1088/1/012004/pdf">https://iopscience.iop.org/article/10.1088/1757-899X/1088/1/012004/pdf</a></p>   | 44%  |
| <p><b>Implementation of clustering unsupervised learning using K ...</b> <a href="#">↗</a></p> <p>Manufacturing Industry Sector with the k-means mapping technique, the data collection process is</p> <p><a href="https://search.proquest.com/openview/6473b483715474d03ac9a1d091b1d37f/1?pg-origsite=gscholar">https://search.proquest.com/openview/6473b483715474d03ac9a1d091b1d37f/1?pg-origsite=gscholar</a></p>   | 100% |
| <p><b>Implementation of clustering unsupervised learning using K ...Implementation of clustering unsupervised learning using K ...</b> <a href="#">↗</a></p> <p>Implementation of clustering unsupervised learning using K ...<a href="https://iopscience.iop.org/article/10.1088/1757-899X/1088/1/012004/pdf">https://iopscience.iop.org/article/10.1088/1757-899X/1088/1/012004/pdf</a> by A Abbas · 2021 · Cited by 2 — The data collection process is carried out through a survey conducted by the Central Statistical Agency (abbreviated as the BPS) with Url: <a href="https://www.bps.go.id">https://www.bps.go.id</a> ...Implementation of clustering unsupervised learning using K ...<a href="https://iopscience.iop.org/article/10.1088/1757-899X/1088/1/012004/pdf">https://iopscience.iop.org/article/10.1088/1757-899X/1088/1/012004/pdf</a> by A Abbas · 2021 · Cited by 3 — (abbreviated as the BPS) with Url: <a href="https://www.bps.go.id">https://www.bps.go.id</a> in Large Medium Industries and. Micro &amp; Small Industries.</p> <p><a href="https://iopscience.iop.org/article/10.1088/1757-899X/1088/1/012004">https://iopscience.iop.org/article/10.1088/1757-899X/1088/1/012004</a></p> | 24%  |

## Implementation of clustering unsupervised - ProQuest Implementation of clustering unsupervised ... - ProQuest [↗](#)

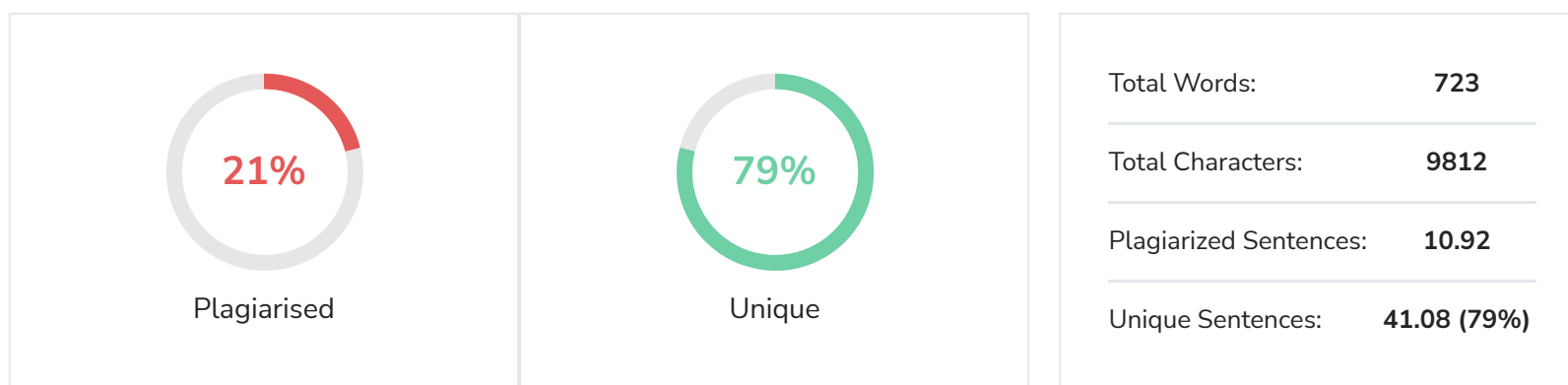
Implementation of clustering unsupervised - ProQuest [https://www.proquest.com › scholarly-journals › docview](https://www.proquest.com/scholarly-journals/docview/https://www.proquest.com/scholarly-journals/docview)  
[https://www.proquest.com › scholarly-journals › docview](https://www.proquest.com/scholarly-journals/docview) The data collection process is carried out through a survey conducted by the Central Statistical Agency (abbreviated as the BPS) with  
Url: ...Implementation of clustering unsupervised ... - ProQuest [https://search.proquest.com › openview](https://search.proquest.com/openview/https://search.proquest.com/openview) by A Abbas · 2021 · Cited by 3 — The data collection process is carried out through a survey conducted by the Central Statistical Agency (abbreviated as the BPS) with Url: ...

<https://www.proquest.com/scholarly-journals/implementation-clustering-unsupervised-learning/docview/2513047268/se-2>

27%

# Plagiarism Scan Report

Report Generated on: Feb 06,2023



## Content Checked for Plagiarism

Annual Conference on Computer Science and Engineering Technology (AC2SET) 2020 IOP Publishing  
IOP Conf. Series: Materials Science and Engineering 1088 (2021) 012004 doi:10.1088/1757-899X/1088/1/012004

2017-2019 industry as a percentage. In this case the analysis process uses the help of Rapid Miner software. The following raw data and data processed are shown in the table below:

Table 1. The data of the proportion of Labor in the Manufacturing Industry Sector (%)

No Type of Industry Proportion of Labor in the Manufacturing Industry Sector (%)

2019 2018 2017

1 Food industry 3,75 3,68 3,63

2 Beverage Industry 0,30 0,27 0,28

3 Tobacco Processing Industry 0,34 0,36 0,36

4 Textile industry 1,00 1,11 1,13

5 Apparel Industry 2,09 2,04 1,98

6 Leather Industry, leather goods and footwear 0,70 0,61 0,64

7 Timber industry, goods made of wood and cork (excluding furniture) and wicker articles of bamboo, rattan and the like

8 Paper and paper goods industry 0,22 0,23 0,21

9 Printing and reproduction of the recording media industry 0,27 0,29 0,29

10 Manufacture of products from coal and petroleum refining 0,04 0,05 0,05

11 Chemical industry and chemical products 0,32 0,34 0,35

12 Pharmaceutical industry, chemical medicinal products and traditional medicines 0,13 0,11 0,11

13 Rubber industry, rubber and plastic goods 0,48 0,45 0,44

14 Non-metal minerals industry 1,02 0,99 0,99

15 Basic metal industry 0,20 0,18 0,20

16 Metal goods industry, not machinery and equipment 0,54 0,51 0,44

17 Computer industry, electronic and optical goods 0,14 0,14 0,14

18 Electrical equipment industry 0,17 0,14 0,14

19 Machinery and equipment industry 0,17 0,14 0,13

20 Industry of motor vehicles, trailers and semi trailers 0,19 0,17 0,15

21 Other transportation equipment industry 0,20 0,22 0,23

22 Furniture industry 0,63 0,60 0,57

23 Other processing industries 0,58 0,55 0,54

24 Repair services and installation of machinery and equipment 0,15 0,17 0,17

Source Url: <https://www.bps.go.id/indicator/9/1217/1/proporsi-tenaga-kerja-pada-sektor-industri-manufaktur.html>

### 3. Results and Discussion

At this stage the analysis process is carried out using the k-means method. Two cluster label mapping

is used, namely the high cluster (E1) and the low cluster (E2). The attribute used is data on the percentage of the proportion of workers in the Manufacturing Industry Sector. The following is a k-means method design using Rapid Miner software as shown in the following figure:

Figure 2. Rapid Miner's model for mapping the proportion of employees in the manufacturing sector

In Figure 2, the data input method uses the read excel tool to enter the data that has been prepared as shown in Table 1. The k-means model is allocated mapping in the form of clusters with input from the previous read excel tool. In addition, performance tools are used to evaluate the intensity of the

3

Annual Conference on Computer Science and Engineering Technology (AC2SET) 2020 IOP Publishing IOP Conf. Series: Materials Science and Engineering 1088 (2021) 012004 doi:10.1088/1757-899X/1088/1/012004

clusters that are formed. In this analysis two label clusters were used, namely the high cluster (E1) and the low cluster (E2) for the proportion of employees in the manufacturing industry sector.

Figure 3. K-means grouping results

Figure 4. The high cluster (cluster\_1) and low cluster (cluster\_0)

The following are the full clustering results exported from Rapid Miner to Excel as shown in Table 2, where clusters are low (cluster 0) and cluster high (cluster 1).

Table 2. Results of the export the file of Rapid Miner

| 2019 | 2018 | 2017 | Type of Industry label   |
|------|------|------|--|
| 3.8  | 3.7  | 3.6  | Food industry cluster_1  |
| 0.3  | 0.3  | 0.3  | Beverage Industry cluster_0  |
| 0.3  | 0.4  | 0.4  | Tobacco Processing Industry cluster_0  |
| 1.0  | 1.1  | 1.1  | Textile industry cluster_0   |
| 2.1  | 2.0  | 2.0  | Apparel Industry cluster_1   |
| 0.7  | 0.6  | 0.6  | Leather Industry. leather goods and footwear cluster_0   |
| 1.3  | 1.4  | 1.3  | Timber industry. goods made of wood and cork (excluding furniture) and cluster_1<br>wicker articles of bamboo. rattan and the like |
| 0.2  | 0.2  | 0.2  | Paper and paper goods industry cluster_0   |
| 0.3  | 0.3  | 0.3  | Printing and reproduction of the recording media industry cluster_0  |
| 0.0  | 0.1  | 0.1  | Manufacture of products from coal and petroleum refining cluster_0   |
| 0.3  | 0.3  | 0.4  | Chemical industry and chemical products cluster_0  |
| 0.1  | 0.1  | 0.1  | Pharmaceutical industry. chemical medicinal products and traditional cluster_0<br>medicines  |
| 0.5  | 0.5  | 0.4  | Rubber industry. rubber and plastic goods cluster_0  |
| 1.0  | 1.0  | 1.0  | Non-metal minerals industry cluster_0  |

0.2 0.2 0.2 Basic metal industry cluster\_0  
0.5 0.5 0.4 Metal goods industry. not machinery and equipment cluster\_1

4

[iopscience.iop.org](https://iopscience.iop.org) 

Annual Conference on Computer Science and Engineering Technology (AC2SET) 2020 IOP Publishing

100%

**Implementation of clustering unsupervised learning using K ...** 

Implementation of clustering unsupervised learning using K ...<https://iopscience.iop.org> › article › pdf<https://iopscience.iop.org> › article › pdf by A Abbas · 2021 · Cited by 3 — percentage of the proportion of workers in the Manufacturing Industry Sector. The following is a k- means method design using Rapid Miner ...

<https://iopscience.iop.org/article/10.1088/1757-899X/1088/1/012004/pdf>

38%

**Implementation of clustering unsupervised learning using K ...** 

Implementation of clustering unsupervised learning using K ...<https://iopscience.iop.org> › article › pdf<https://iopscience.iop.org> › article › pdf by A Abbas · 2021 · Cited by 3 — means method design using Rapid Miner software as shown in the following figure: Figure 2. Rapid Miner's model for mapping the proportion of ...

<https://iopscience.iop.org/article/10.1088/1757-899X/1088/1/012004/pdf>

38%

**Implementation of clustering unsupervised learning using ...** 

Implementation of clustering unsupervised learning using ...Institute of Physics · <https://iopscience.iop.org> › article › pdfInstitute of Physics · <https://iopscience.iop.org> › article › pdf by A Abbas · 2021 · Cited by 3 — The k-means model is allocated mapping in the form of clusters with input from the previous read excel tool. In addition, performance tools ...

<https://iopscience.iop.org/article/10.1088/1757-899X/1088/1/012004/pdf>

34%

**Implementation of clustering unsupervised learning using K ...** 

In addition, performance tools are used to evaluate the intensity of the

<https://iopscience.iop.org/article/10.1088/1757-899X/1088/1/012004/pdf>

100%

[iopscience.iop.org](https://iopscience.iop.org) 

Annual Conference on Computer Science and Engineering Technology (AC2SET) 2020 IOP Publishing

100%

**Implementation of clustering unsupervised learning using K ...** 

Implementation of clustering unsupervised learning using K ...<https://iopscience.iop.org> › article › pdf<https://iopscience.iop.org> › article › pdf by A Abbas · 2021 · Cited by 3 — the low cluster (E2) for the proportion of employees in the manufacturing industry sector. Figure 3. K-means grouping results. Figure 4.

<https://iopscience.iop.org/article/10.1088/1757-899X/1088/1/012004/pdf>

43%

**Implementation of clustering unsupervised learning using K ...** 

The following are the full clustering results exported from Rapid Miner to Excel as shown in Table 2,

<https://iopscience.iop.org/article/10.1088/1757-899X/1088/1/012004/pdf>

100%

### Implementation of clustering unsupervised learning using K ... [↗](#)

Implementation of clustering unsupervised learning using K ...<https://www.researchgate.net> › ... › Unsupervised Learning<https://www.researchgate.net> › ... › Unsupervised Learning Sep 10, 2022 — Table 2. Results of the export the file of Rapid Miner. 2019 2018 2017 Type of Industry label. 3.8. 3.7. 3.6. Food industry. cluster\_1.  
[https://www.researchgate.net/publication/349678103\\_Implementation\\_of\\_clustering\\_unsupervised\\_learning\\_using\\_K-Means\\_mapping\\_techniques](https://www.researchgate.net/publication/349678103_Implementation_of_clustering_unsupervised_learning_using_K-Means_mapping_techniques)

20%

### Implementation of clustering unsupervised learning using K ... [↗](#)

Implementation of clustering unsupervised learning using K ...<https://iopscience.iop.org> › article › pdf<https://iopscience.iop.org> › article › pdf by A Abbas · 2021 · Cited by 3 — where clusters are low (cluster 0) and cluster high (cluster 1). Table 2. Results of the export the file of Rapid Miner. 2019 2018 2017.  
<https://iopscience.iop.org/article/10.1088/1757-899X/1088/1/012004/pdf>

24%

### Implementation of clustering unsupervised learning using K ... [↗](#)

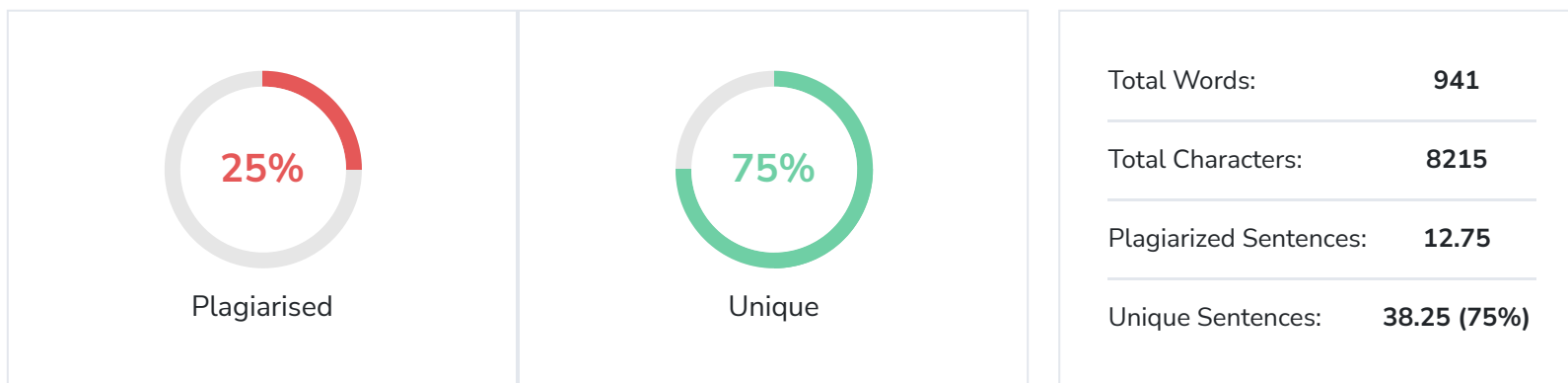
Implementation of clustering unsupervised learning using K ...<https://iopscience.iop.org> › article › pdf<https://iopscience.iop.org> › article › pdf by A Abbas · 2021 · Cited by 3 — 0.2 Paper and paper goods industry cluster\_0. 0.3. 0.3. 0.3 Printing and reproduction of the recording media industry cluster\_0.  
<https://iopscience.iop.org/article/10.1088/1757-899X/1088/1/012004/pdf>

39%



# Plagiarism Scan Report

Report Generated on: Feb 06,2023



## Content Checked for Plagiarism

Annual Conference on Computer Science and Engineering Technology (AC2SET) 2020 IOP Publishing IOP Conf. Series: Materials Science and Engineering 1088 (2021) 012004 doi:10.1088/1757-899X/1088/1/012004

2019 2018 2017 Type of Industry label

0.1 0.1 0.1 Computer industry. electronic and optical goods cluster\_0  
0.2 0.1 0.1 Electrical equipment industry cluster\_0  
0.2 0.1 0.1 Machinery and equipment industry cluster\_0  
0.2 0.2 0.2 Industry of motor vehicles. trailers and semi-trailers cluster\_0  
0.2 0.2 0.2 Other transportation equipment industry cluster\_0  
0.6 0.6 0.6 Furniture industry cluster\_1  
0.6 0.6 0.5 Other processing industries cluster\_0  
0.2 0.2 0.2 Repair services and installation of machinery and equipment cluster\_0

In Table 2, it can be explained that the results of cluster mapping on the proportion of employees in Indonesia's manufacturing industry market, where the results of the high cluster (E1) are around 21 percent (5 provinces) and the low cluster (E2) is around 79 percent (19 provinces). Here are the last centroid values for the high (cluster 1) and low cluster (cluster 0) values shown below:

Figure 5. The final centroid results

The following is a mapping picture in the form of scattered plots by mapping on the proportion of employees in Indonesia's manufacturing industry market as shown in the following figure:

Figure 6. Visualization of clustering results with scatter plotter

5

Annual Conference on Computer Science and Engineering Technology (AC2SET) 2020 IOP Publishing IOP Conf. Series: Materials Science and Engineering 1088 (2021) 012004 doi:10.1088/1757-899X/1088/1/012004

In the results of the clustering process, the validation test was used to see the clustering relationship using the Davies-Bouldin method. Tests were carried out on the number of clusters (k=2) with a value of =0.310 as seen in the results of the Rapid Miner picture.

Figure 7. Performance Vector Results

#### 4. Conclusion

Based on the study results, it can be concluded that the implementation of unsupervised learning clustering on the proportion of workers in the Manufacturing Industry Sector using the k-means mapping technique can be applied by using 2 cluster labels (k = 2). This cluster labelling uses the DBI parameter to see the relationship of the cluster formed (DBI = 0.310). Of the 24 manufacturing industry sectors, only about 21 percent have a large workforce absorption. In the future, the absorption of labor in the manufacturing industry sector must be a concern because this can reduce the number of unemployed by creating jobs. Of course, the manufacturing industry is required to create value-added output to absorb the number of workers.

#### References

- [1] W. Rahman, P. T. Nguyen, M. Rusliyadi, E. Laxmi Lydia, and K. Shankar, "Network monitoring tools and techniques uses in the network traffic management system," *Int. J. Recent Technol. Eng.*, vol. 8, no. 2 Special Issue 11, pp. 4182–4188, Sep. 2019.
- [2] E. Susanto, Y. Novitasari, W. Rahman, and A. P. O. Amame, "Designing Software to Introduce the Musical Instruments," in *Journal of Physics: Conference Series*, 2019, vol. 1364, no. 1.
- [3] F. Rahman, I. I. Ridho, M. Muflih, S. Pratama, M. R. Raharjo, and A. P. Windarto, "Application of Data Mining Technique using K-Medoids in the case of Export of Crude Petroleum Materials to the Destination Country Application of Data Mining Technique using K-Medoids in the case of Export of Crude Petroleum Materials to the Destination C," 2020.
- [4] A. P. Windarto et al., "Analysis of the K-Means Algorithm on Clean Water Customers Based on the Province," *J. Phys. Conf. Ser.*, vol. 1255, no. 1, 2019.
- [5] D. Hartama, A. Perdana Windarto, and A. Wanto, "The Application of Data Mining in Determining Patterns of Interest of High School Graduates," *J. Phys. Conf. Ser.*, vol. 1339, no. 1, 2019.
- [6] A. Waluyo, H. Jatnika, M. R. S. Permatasari, T. Tuslaela, I. Purnamasari, and A. P. Windarto, "Data Mining Optimization uses C4.5 Classification and Particle Swarm Optimization (PSO) in the location selection of Student Boardinghouses," *IOP Conf. Ser. Mater. Sci. Eng.*, vol. 874, no. 1, pp. 1–9, 2020.
- [7] M. Widyastuti, A. G. Fepdiani Simanjuntak, D. Hartama, A. P. Windarto, and A. Wanto, "Classification Model C.45 on Determining the Quality of Customer Service in Bank BTN Pematangsiantar Branch," *J. Phys. Conf. Ser.*, vol. 1255, no. 012002, pp. 1–6, 2019.
- [8] A. P. Windarto, "Penerapan Data Mining Pada Ekspor Buah-Buahan Menurut Negara Tujuan Menggunakan K-Means Clustering," *Techno.COM*, vol. 16, no. 4, pp. 348–357, 2017.
- [9] B. Supriyadi, A. P. Windarto, T. Soemartono, and Mungad, "Classification of natural disaster prone areas in Indonesia using K-means," *Int. J. Grid Distrib. Comput.*, vol. 11, no. 8, pp. 87–98, 2018.

- [10] Y. Elgimati, "Weighted Bagging in Decision Trees: Data Mining," JINAV J. Inf. Vis., vol. 1, no. 1, pp. 1–14, Oct. 2020.
- [11] A. P. Windarto, U. Indriani, M. R. Raharjo, and L. S. Dewi, "Bagian 1: Kombinasi Metode Klastering dan Klasifikasi (Kasus Pandemi Covid-19 di Indonesia)," J. Media Inform. Budidarma, vol. 4, no. 3, p. 855, 2020.
- [12] N. Kaur, J. K. Sahiwal, N. Kaur, and P.- Punjab, "Efficient K-Means Clustering Algorithm Using Ranking Method," Int. J. Adv. Res. Comput. Eng. Technol., vol. 1, no. 3, pp. 85–91, 2012.
- [13] S. Shinde and B. Tidke, "Improved K-means Algorithm for Searching Research Papers," Int. J. Comput. Sci. Commun. Networks, vol. 4, no. 6, pp. 197–202, 2014.
- [14] T. M. Kodinariya and P. R. Makwana, "Review on determining number of Cluster in K-Means Clustering," International Journal of Advance Research in Computer Science and Management Studies, 2013. .
- [15] W. Zhang, "Computational drug repositioning using big data from genetic studies," J. Appl. Sci. Eng. Technol. Educ., vol. 1, no. 1, pp. 1–3, Jun. 2019.

7

**iopscience.iop.org** [↗](#)

Annual Conference on Computer Science and Engineering Technology (AC2SET) 2020 IOP Publishing

100%

**Implementation of clustering unsupervised learning using K ...** [↗](#)

Implementation of clustering unsupervised learning using K ...<https://www.researchgate.net> › ... › Unsupervised Learning<https://www.researchgate.net> › ... › Unsupervised LearningSep 10, 2022 — Table 2. Results of the export the file of Rapid Miner. 2019 2018 2017 Type of Industry label. 3.8. 3.7. 3.6. Food industry. cluster\_1.

[https://www.researchgate.net/publication/349678103\\_Implementation\\_of\\_clustering\\_unsupervised\\_learning\\_using\\_K-Means\\_mapping\\_techniques](https://www.researchgate.net/publication/349678103_Implementation_of_clustering_unsupervised_learning_using_K-Means_mapping_techniques)

20%

**Implementation of clustering unsupervised learning using K ...** [↗](#)

Implementation of clustering unsupervised learning using K ...<https://iopscience.iop.org> › article › pdf<https://iopscience.iop.org> › article › pdfby A Abbas · 2021 · Cited by 3 — For each cluster the centroid value is 1.67; 1.64; 1.592 (cluster 1/E1) and 0.348; 0.343; 0.3447 (cluster 0/E2), respectively.

<https://iopscience.iop.org/article/10.1088/1757-899X/1088/1/012004/pdf>

26%

**Implementation of clustering unsupervised learning using K ...** [↗](#)

Implementation of clustering unsupervised learning using K ...<https://iopscience.iop.org> › article › pdf<https://iopscience.iop.org> › article › pdfby A Abbas · 2021 · Cited by 3 — employees in Indonesia's manufacturing industry market as shown in the following figure: Figure 6. Visualization of clustering results with ...

<https://iopscience.iop.org/article/10.1088/1757-899X/1088/1/012004/pdf>

42%

**iopscience.iop.org** [↗](#)

Annual Conference on Computer Science and Engineering Technology (AC2SET) 2020 IOP Publishing

100%

### Implementation of clustering unsupervised learning using K ... [↗](#)

Implementation of clustering unsupervised learning using K ...<https://iopscience.iop.org/article/10.1088/1757-899X/1088/1/012004/pdf> by A Abbas · 2021 · Cited by 3 — Tests were carried out on the number of clusters (k=2) with a value of =0.310 as seen in the results of the Rapid Miner picture. Figure 7.

34%

### Implementation of clustering unsupervised learning using K ... [↗](#)

Implementation of clustering unsupervised learning using K ...[https://www.researchgate.net/publication/349678103\\_Implementation\\_of\\_clustering\\_unsupervised\\_learning\\_using\\_K-Means\\_mapping\\_techniques](https://www.researchgate.net/publication/349678103_Implementation_of_clustering_unsupervised_learning_using_K-Means_mapping_techniques) Sep 10, 2022 — mapping technique can be applied by using 2 cluster labels (k = 2). This cluster labelling uses the DBI. parameter to see the relationship ...

32%

### Implementation of clustering unsupervised learning using K ... [↗](#)

of labor in the manufacturing industry sector must be a concern because this can reduce the number of  
<https://iopscience.iop.org/article/10.1088/1757-899X/1088/1/012004/pdf#:~:text=In%20the%20future%2C%20the%20absorption,absorb%20the%20number%20of%20workers.>

100%

### Application of data mining techniques using the K-Means ...Utilization of the field of data mining in mapping ... - IOPscience [↗](#)

Application of data mining techniques using the K-Means ...<https://iopscience.iop.org/article/10.1088/1742-6596/1783/1/012012/meta> by W Wahidin · 2021 · Cited by 1 — ... the case of Export of Crude Petroleum Materials to the Destination Country Application of Data Mining Technique using K-Medoids in the case of Export of ...Utilization of the field of data mining in mapping ... - IOPscience<https://iopscience.iop.org/article/10.1088/1742-6596/1783/1/012012/meta> by A Rahmat · 2021 — ... in the case of Export of Crude Petroleum Materials to the Destination Country Application of Data Mining Technique using K-Medoids in the case of Export ...

23%

### www.academia.edu › 53295879 › The\_Application\_of(PDF) The Application of Data Mining in Determining Patterns ... [↗](#)

The Application of Data Mining in Determining Patterns of Interest of High School Graduates (PDF) The Application of Data Mining in Determining Patterns of Interest of High School Graduates | Anjar Wanto - Academia.edu  
[https://www.academia.edu/53295879/The\\_Application\\_of\\_Data\\_Mining\\_in\\_Determining\\_Patterns\\_of\\_Interest\\_of\\_High\\_School\\_Graduates](https://www.academia.edu/53295879/The_Application_of_Data_Mining_in_Determining_Patterns_of_Interest_of_High_School_Graduates)

42%

### sci-hub.ru › 10 › 1742/6596/1255-1Sci-Hub | Classification Model C.45 on Determining the ... [↗](#)

Classification Model C.45 on Determining the Quality of Customer Service in Bank BTN Pematangsiantar Branch. Journal of Physics: Conference Series, 1255, 012002. doi:10.1088/1742-6596/1255/1/012002  
<https://sci-hub.ru/10.1088/1742-6596/1255/1/012002>

59%

### iopscience.iop.org [↗](#)

Annual Conference on Computer Science and Engineering Technology (AC2SET) 2020 IOP Publishing

100%

### (PDF) Bagian 1: Kombinasi Metode Klastering dan Klasifikasi ... [↗](#)

Klastering dan Klasifikasi (Kasus Pandemi Covid-19 di Indonesia),” J.

100%

