



This author profile is generated by Scopus Learn more


# Khumaidi, Ali

Faculty of Engineering, Jakarta, Indonesia

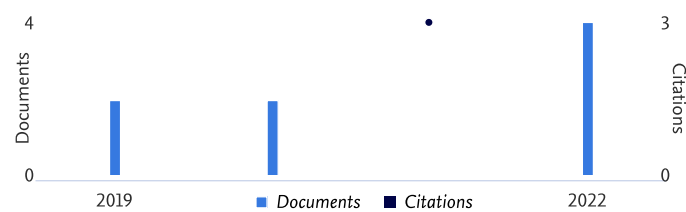
<https://orcid.org/0000-0002-4319-5018>

- Edit profile
- Set alert
- Potential author matches
- Export to SciVal

## Metrics overview



## Document & citation trends



## Most contributed Topics 2017–2021

- Localization; Received Signal Strength; Wi-Fi**  
2 documents
  - Total Soluble Solids; Fruit; Near-Infrared Spectroscopy**  
1 document
  - Antenna; Precision Agriculture; Orthophoto**  
1 document
- [View all Topics](#)

8 Documents   Cited by 3 Documents <sup>Beta</sup>   0 Preprints   14 Co-Authors   3 Topics  
0 Awarded Grants

### Note:

Scopus Preview users can only view an author's last 10 documents, while most other features are disabled. Do you have [access](#) through your institution? Check your institution's access to view all documents and features.

Export all   Add all to list

Sort by Date (...)

- View list in search results format
- View references
- Set document alert

Article • *Open access*

Effects of Oversampling Smote and Spectral Transformations in the Classification of Mango Cultivars Using Near-Infrared Spectroscopy

0 Citations

Khumaidi, A., Raafi'udin, R.

*International Journal on Advanced Science, Engineering and Information Technology*, 2022, 12(3), pp. 1047–1053

Show abstract Related documents

Editorial

Preface

0 Citations

Prasetyo, I., Khumaidi, A., Wibowo, F.W.

*2021 International Seminar on Machine Learning, Optimization, and Data Science, ISMODE 2021*, 2022.

Conference Paper

Feature Extraction and Classification of Tissue Mammograms Based on Grayscale and Gray Level Co-occurrence Matrix

0 Citations

Herwanto, W., Khumaidi, A., Putro, H.P.

*2021 International Seminar on Machine Learning, Optimization, and Data Science, ISMODE 2021*, 2022, pp. 131–134

Show abstract

Show abstract  Related documents

Conference Paper

### Forecasting of Sales Based on Long Short Term Memory Algorithm with Hyperparameter

0  
Citations

Khumaidi, A., Nirmala, I.A., Herwanto, H.

**2021 International Seminar on Machine Learning, Optimization, and Data Science, ISMODE 2021**, 2022, pp. 201–206

Show abstract  Related documents

Conference Paper

### Design of smart system for fruit packinghouse management in supply chain

0  
Citations

Khumaidi, A., Purwanto, Y.A., Sukoco, H., Wijaya, S.H., Darmawan, R.

**2020 International Conference on Computer Science and Its Application in Agriculture, ICOSICA 2020**, 2020, 9243205

Show abstract  Related documents

Conference Paper • *Open access*

### Model of Autonomous Unmanned On-Road and Aerial Vehicle Carriers for Precision Agricultural Transport 4.0 : A Literature Review

0  
Citations

Afrianto, I., Khumaidi, A., Adriyendi

**IOP Conference Series: Materials Science and Engineering**, 2020, 879(1), 012019

Show abstract  Related documents

Conference Paper • *Open access*

### Positioning Accuracy of Commercial Bluetooth Low Energy Beacon

1  
Citations

Fachri, M., Khumaidi, A.

**IOP Conference Series: Materials Science and Engineering**, 2019, 662(5), 052018

Show abstract  Related documents

Conference Paper

### Positioning Accuracy of Commercial Bluetooth Low Energy Beacon

2  
Citations

Fachri, M., Khumaidi, A.

**Proceedings of 2019 4th International Conference on Informatics and Computing, ICIC 2019**, 2019, 8985797

Show abstract  Related documents

---

[Back to top](#)

## About Scopus

[What is Scopus](#)

[Content coverage](#)

[Scopus blog](#)

[Scopus API](#)

[Privacy matters](#)

## Language

[日本語版を表示する](#)

[查看简体中文版本](#)

[查看繁體中文版本](#)

[Просмотр версии на русском языке](#)

## Customer Service

[Help](#)

[Tutorials](#)

[Contact us](#)

---

## ELSEVIER

[Terms and conditions](#) ↗ [Privacy policy](#) ↗

Copyright © [Elsevier B.V](#) ↗. All rights reserved. Scopus® is a registered trademark of Elsevier B.V.

We use cookies to help provide and enhance our service and tailor content. By continuing, you agree to the [use of cookies](#) ↗.



# Editor/Author Correspondence

Editor Subject: [IJASEIT] Revision Required

[DELETE](#)

2021-08-24 06:21 AM

Mr Ali Khumaidi:  
We have reached a decision regarding your submission to International Journal on Advanced Science, Engineering and Information Technology, "EFFECTS OF OVERSAMPLING SMOTE AND SPECTRAL TRANSFORMATIONS IN THE CLASSIFICATION OF MANGO CULTIVARS USING NEAR-INFRARED SPECTROSCOPY".

Our decision is to: Revision Required

Please update your abstract into 220-250 words and References should use at least 20 references, with reference 70% in (2018-2021) from journal/conference indexed by Scopus. Citation and Reference in Paper must using Mendeley with IEEE Style.

Please submit your revision (Template IJASEIT 2021) in 10 days. More than 10 days of paper will be rejected from the system. Re-upload your revision into journal system NOT via email.

Editor

---

International Journal on Advanced Science, Engineering and Information Technology  
<http://insightsociety.org/ijaseit/index.php/ijaseit>

Editor Subject: [IJASEIT] Revision Required

[DELETE](#)

2021-09-09 08:07 PM

Mr Ali Khumaidi:  
We have reached a decision regarding your submission to International Journal on Advanced Science, Engineering and Information Technology, "EFFECTS OF OVERSAMPLING SMOTE AND SPECTRAL TRANSFORMATIONS IN THE CLASSIFICATION OF MANGO CULTIVARS USING NEAR-INFRARED SPECTROSCOPY".

Our decision is to: Revision Required

Please submit your revision (Template IJASEIT 2021) in 10 days. More than 10 days of paper will be rejected from the system. Re-upload your revision into journal system NOT via email.

Editor

-----  
Reviewer A:

In writing, there are still errors in making tables that are not in accordance with the latest journal template in 2021. Fix it by referring to the template. Also fix images with proper proportionality, legible size and good image quality (300 dpi). This improvement also includes how you display figures and tables properly and proportionally, for example only 3-4 images and 2-3 tables are displayed. Fix the table according to the template. There are no vertical lines in table writing.

Pay attention your references : Reference must be 70% in (2017-2021) from journal indexed by Scopus. Citation and Reference in Paper must using Mendeley with IEEE Style. Fix the proportion of the table view to just 1 column, because in 2 columns, the table becomes difficult to read, and unclear.

---

International Journal on Advanced Science, Engineering and Information Technology  
<http://insightsociety.org/ijaseit/index.php/ijaseit>

Close

# International Journal on Advanced Science, Engineering and Information Technology



HOME ABOUT USER HOME SEARCH CURRENT ARCHIVES  
ANNOUNCEMENTS

Home > User > Author > Submissions > #16001 > Review

## #16001 Review

SUMMARY **REVIEW** EDITING

### Submission

Authors Ali Khumaidi, Ridwan Raafi'udin   
Title Effects of Oversampling Smote and Spectral Transformations in the Classification of Mango Cultivars Using Near-Infrared Spectroscopy  
Section Articles  
Editor Rahmat Hidayat 

### PeerReview

#### Round 1

Review Version [16001-35612-1-RV.DOCX](#) 2021-08-09  
Initiated —  
Last modified —  
Uploaded file None  
Editor Version None  
Author Version [16001-35975-1-ED.DOCX](#) 2021-08-27



#### Round 2

Review Version [16001-35612-2-RV.DOCX](#) 2021-08-27  
Initiated 2021-08-27  
Last modified 2021-09-07  
Uploaded file None  
Editor Version None  
Author Version [16001-35975-2-ED.DOCX](#) 2021-09-12

#### Round 3

Review Version [16001-35612-3-RV.DOCX](#) 2021-09-13  
Initiated 2021-09-13  
Last modified 2021-09-20  
Uploaded file None

### Editor Decision

Decision Accept Submission 2021-09-24  
Notify Editor  Editor/Author Email Record  2021-09-09  
Editor Version None  
Author Version None  
Upload Author Version  Tidak ada file yang dipilih



Compose

Mail

Inbox

Chat

Starred

Spaces

Snoozed

Sent

Meet

Drafts

Spam

More

Labels

# [IJASEIT] Submission Acknowledgement

External    Inbox x



IJASEIT [ijaseit@gmail.com](mailto:ijaseit@gmail.com) via [insightsociety.org](https://insightsociety.org)  
to me

Mon, Aug 9, 2021, 5:15

Mr Ali Khumaidi:

Thank you for submitting the manuscript, "EFFECTS OF OVERSAMPLING SMOTE AND SPECTRAL TRANSFORMATIONS IN THE CLASSIFICATION OF MANGO CULTIVARS USING NEAR-INFRARED SPECTROSCOPY" to International Journal on Advanced Science, Engineering and Information Technology. With the online journal management system that we are using, you will be able to track its progress through the editorial process by logging in to the journal web site:

Manuscript URL:

<http://insightsociety.org/ojaseit/index.php/ijaseit/author/submission/16001>

Username: alikhumaidi

If you have any questions, please contact me. Thank you for considering this journal as a venue for your work.

IJASEIT

International Journal on Advanced Science, Engineering and Information Technology



Compose

Mail

Inbox

Chat

Starred

Snoozed

Spaces

Sent

Drafts

Meet

Spam

More

Labels

# [IJASEIT] Revision Required

External    Inbox x



Rahmat Hidayat <rahmat@insightsociety.org>  
to me

Thu, Sep 9, 2021, 8:07

Mr Ali Khumaidi:

We have reached a decision regarding your submission to International Journal on Advanced Science, Engineering and Information Technology, "EFFECTS OF OVERSAMPLING SMOTE AND SPECTRAL TRANSFORMATIONS IN THE CLASSIFICATION OF MANGO CULTIVARS USING NEAR-INFRARED SPECTROSCOPY".

Our decision is to: Revision Required

Please submit your revision (Template IJASEIT 2021) in 10 days. More than 10 days of paper will be rejected from the system. Re-upload your revision into journal system NOT via email.

Editor

-----  
Reviewer A:

In writing, there are still errors in making tables that are not in accordance with the latest journal template in 2021. Fix it by referring to the template. Also fix images with proper proportionality, legible size and good image quality (300 dpi). This improvement also includes how you display



- Compose
- Mail
- Inbox
- Chat
- Starred
- Spaces
- Snoozed
- Sent
- Drafts
- Meet
- Spam
- More

Labels

# [IJASEIT] Revision Required

External    Inbox x



Rahmat Hidayat <rahmat@insightsociety.org>  
to me

Tue, Aug 24, 2021, 6:21

Mr Ali Khumaidi:

We have reached a decision regarding your submission to International Journal on Advanced Science, Engineering and Information Technology, "EFFECTS OF OVERSAMPLING SMOTE AND SPECTRAL TRANSFORMATIONS IN THE CLASSIFICATION OF MANGO CULTIVARS USING NEAR-INFRARED SPECTROSCOPY".

Our decision is to: Revision Required

Please update your abstract into 220-250 words and References should use at least 20 references, with reference 70% in (2018-2021) from journal/conference indexed by Scopus. Citation and Reference in Paper must using Mendeley with IEEE Style.

Please submit your revision (Template IJASEIT 2021) in 10 days. More than 10 days of paper will be rejected from the system. Re-upload your revision into journal system NOT via email.

Editor



# Effects of Oversampling Smote and Spectral Transformations in the Classification of Mango Cultivars Using Near-Infrared Spectroscopy

Ali Khumaidi<sup>a,\*</sup>, Ridwan Raafi'udin<sup>b</sup>

<sup>a</sup> Faculty of Engineering, Universitas Krisnadwipayana, Jakarta, 17411, Indonesia

<sup>b</sup> Faculty of Computer Science, Universitas Pembangunan Nasional Veteran Jakarta, Jakarta, 12450, Indonesia

Corresponding author: \*alikhumaidi@unkris.ac.id

**Abstract**— Near-Infrared spectroscopy (NIR) is a non-destructive analytical technique that can provide chemical and structural information on samples in a speedy and accurate time. NIR has a wavelength of 750-2500 nm. However, the absorbance bands of the NIR spectrum are often broad, non-specific, and overlapping. NIR spectrum analysis requires a multivariate method which is very subjective to noise arising from instrumentation. There is no standard protocol in modeling for classification and prediction using NIR spectra. Several models have been developed with and without pre-processing techniques. The SMOTE technique can improve the model to predict all class responses accurately. This research contributes to creating a multiclass classification model for grouping mango cultivars by finding the best pre-processing technique and using SMOTE oversampling. The results of the four test scenarios on the model's performance built using the Support Vector Machine (SVM) that the best model is obtained using spectral transformations with LSNV and CLIP operations with 100% accuracy, precision, and recall values. The Decision Tree (DT) has the performance results in 100% model was obtained by using spectral transformation with LSNV, CLIP and SAVGOL operations with parameters {'deriv\_order': 0,1, 2, 'filter\_win': 11, 13, 'poly\_order': 3}. Using SMOTE has better accuracy than without pre-processing, with an accuracy of 92% on SVM and 94% on DT. In comparison, the combination of SMOTE and Spectral Transformation gives classification results for SVM and DT with the same accuracy of 96%, better than using SMOTE only.

**Keywords**— Classification; cultivar mango; near-infrared; spectral transformation; oversampling SMOTE.

Manuscript received 9 Aug. 2021; revised 13 Sep. 2021; accepted 13 Dec. 2021. Date of publication 30 Jun. 2022.  
IJASEIT is licensed under a Creative Commons Attribution-Share Alike 4.0 International License.



## I. INTRODUCTION

Technological advances have encouraged innovation in technology development to determine fruit's characteristics and quality non-destructively [1]. This technology can quantify fruit quality based on the classification of external and internal factors that the human senses cannot detect. The current quality determination method is mostly carried out destructively, which requires time, effort, cost, and there is a bias factor due to human subjectivity [2]. So, measuring quality and destructive detection is not suitable to be applied in the industry. The non-destructive quality measurement method is more effective based on the correlation between the physical properties of the fruit associated with the fruit quality factor. The use of non-destructive equipment produces more consistent results than human labor, thereby minimizing the chance of errors in deciding fruit quality [3].

The application of Near Infrared Spectroscopy (NIR) by utilizing infrared rays is not new, and NIR spectroscopy was

developed in 1950 in the industrial field, which focused on analyzing the chemical content of materials [4]. NIR spectroscopy has begun to be widely used to analyze moisture, protein, and fat content in agricultural and food products. NIR spectroscopy is a non-destructive analytical technique capable of providing chemical and structural information on certain samples in a swift time (less than 1 minute). NIR has a wavelength of 750-2500 nm, the target sample is illuminated with light, and the reflected light or backscatter is measured with a spectrometer. Horticultural products can also use this NIR method in grading, sorting, internal quality, and determining harvest time [5]. Determination of the quality of horticultural products can be done non-destructively by using NIR spectroscopy that has been applied to watermelon [6] and melon [7], using spectral for detection Lycopene Content in Tomato [8], detection of mango quality [9], [10].

There is no standard protocol in modeling for classification and prediction using the NIR spectrum. Several models have been developed with and without pre-processing techniques. Support Vector Machine (SVM) is the most widely used

algorithm in prediction models, classification, and regression for fruit quality detection and fairly good accuracy. Detection of black tea quality using standard normal variate (SNV) spectral transformation and Savitzky Golay combination with first derivative and SVM algorithm [11]. Pear hardness measurement using SNV spectral transformation and first-derivative with SVM [12].

Spectral transformation technique can improve model performance [13]. These techniques include Smoothing, Scatter Correction, Trimming, Clipping, Resampling, and Derivatives. The order of pre-processing operations applied can affect the performance of the model [14]. Smoothing aims to smooth the spectral and help remove noise. Scatter correction aims to counteract the effects of particle size. Trimming allows the extraction of continuous and non-continuous wavelength regions from full spectral data. Clipping aims to remove or replace data points with values that exceed a user-defined threshold. Resampling processes a new spectral resolution using the Fourier method, combining the obtained spectral with several devices having different spectral resolutions.

A Balance class is a condition of unbalanced distribution between classes in a dataset, where one class has a very large amount of data (majority class) compared to the other class (minority class) [15]. The large difference in the amount of data between classes can result in the classification model often not being able to predict the minority class correctly so that many test data that should be in the minority class is predicted wrongly by the classification model [16]. One of the methods used to overcome the imbalanced class problem is sampling. The sampling method modifies the distribution of data between the majority and minority classes in the training dataset to balance the amount of data for each class [17]. One of the sampling methods that is often used is the Synthetic Minority Oversampling Technique (SMOTE).

The aims of this study are (1) to investigate the effect of the performance of the spectral transformation method and the most optimal operation on the dataset; (2) to find out the effect of data balance on the model; (3) to explore the optimal machine learning classification model based on the application of spectral transformation and data balance.

## II. MATERIALS AND METHOD

The research stages include dataset preparation, pre-processing or spectral transformation to obtain the most optimal data to support the model, SMOTE to deal with class imbalances, splitting the data into training data and testing data, developing models, and evaluating the model to find out the best model. The modeling compared the support vector machine (SVM) and the decision tree algorithm. To determine the performance of the classification model by evaluating the model with four scenarios are (1) without any treatment; (2) apply SMOTE; (3) apply spectral transformation; (4) apply SMOTE and spectral transformation. The relationship between stages can be seen in Figure 1.

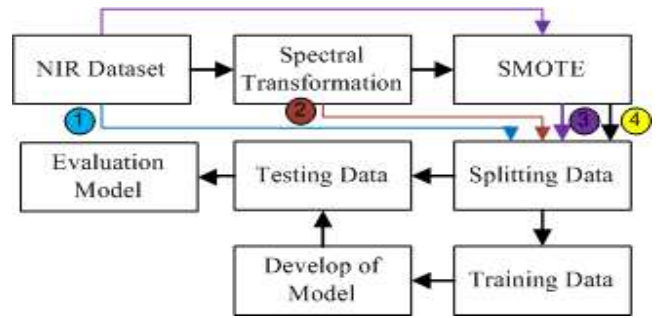


Fig. 1 Research Method

### A. Dataset

The dataset used is derived from research results [18]. A total of 186 whole mango samples from 4 different cultivars (Cengkir, Kweni, Kent, and Palmer) were taken using near-infrared spectral obtained in the form of absorbance with wavelengths from 1000 to 2500 nm. The number of samples of cultivar Cengkir 18, Kweni 29, Kent 85, and Palmer 54. This dataset is accessible <https://data.mendeley.com/datasets/b9d6s7hr33/1>.

### B. Pre-processing

The purpose of data pre-processing is to reduce the physical properties in the spectrum to reduce the variability caused by light scattering nonlinearity and improve the model to be used [19]. The spectral transformations used are resampling, clipping, smoothing, derivative, and scatter correction in smoothing using Savitsky Golay filtering with parameters: filter windows (7, 11, 13), order of the polynomial = 3, and order of the derivative (0, 1, 2). Scatter correction uses several operations are multiplicative scatter correction (MSC), standard normal variate (SNV), robust normal variate (RNV), normalization, baseline, detrend, localized version of SNV (LSNV), and the extended version of MSC (EMSC). The use of the spectral transformation method in more detail can be seen in Table 1.

The MSC method is to draw spectral sample points to approach the reference spectrum by utilizing the results of estimating simple linear regression parameters and can eliminate the variation between spectra by correcting the scatter position of each intensity value of each replication to the scattering position of the average intensity of the entire replication [20]. The SNV method removes the scattering effect from the spectrum by centering and adjusting the scale of each spectrum [21]. The RNV method is more suitable for data with much noise by using the concept of correction based on the median value and the interval between quartiles [22]. The spectral normalization method uses a certain range of values and usually applies to Euclidean. In principle, the baseline method uses the average of the central values of the spectral. The concept of the LSNV method is SNV with the principle of division operation on the spectral window. The EMSC method is almost the same as the MSC, but in EMCS, it considers linear and quadratic corrections. All methods and operations of this spectral transformation were compared to the model to obtain the most optimal accuracy—the use of spectral transformation techniques is one factor in improving the model's performance.

TABLE I  
SPECTRAL TRANSFORM METHODS

Method	Operation	Parameter	Value
Resampling	RESAMPLE	Rasio	0.8
Clipping	CLIP	Threshold	1e4
Smoothing	SAVGOL	substitute	None
		filter_win	7, 11, 13
		poly_order	3
Scatter Correction	MSC	iqr	75-25, 90-10
	SNV		
	RNV		
	NORML		
	BASELINE		
	LSNV		
	EMSC		

### C. SMOTE

This study identified that the dataset used has class imbalance problems, so an over-sampling method is needed to overcome the imbalanced class problem. The method that can be used is SMOTE. SMOTE is an over-sampling method in which the data in the minority class is reproduced using synthetic data derived from data replication in the minority class. Over-sampling in SMOTE takes an instance of the minority class and then looks for the k-nearest neighbor of each instance, then generates a synthetic instance instead of replicating the minority class instance; therefore, it can avoid the problem of excessive overfitting [23]. The algorithm that works on the first SMOTE differentiated the vectors of the features in the minority class and the nearest neighbor values from the minority class and then multiplied that value by a random number between 0 to 1. Next, the calculation results are added to the feature vector so that the vector value results are obtained from the new one [24].

The proposed model was validated by two experimental scenarios that were carried out, namely using the SVM and Decision Tree algorithm approaches, and each was used for modeling without considering class imbalance, and secondly, SMOTE oversampling was carried out to increase the number of datasets in order to achieve a balanced dataset.

### D. Modeling

The modeling developed in this research is classification. The developing model group was based on NIR spectral in 4 classes of mango cultivar. Classification is a multivariate technique for separating different sets of objects and allocating new objects into predefined groups. A good classification method resulted in less misclassification. It is necessary to use the right method to perform the classification accuracy. Support Vector Machine (SVM) is one method that can perform classification. SVM is a technique for finding hyperplanes that can separate two data sets from two different classes [25]. SVM has advantages, including determining the distance using a support vector so that the computational process becomes fast. The learning process in SVM aims to obtain a hypothesis in the form of the best dividing field that minimizes empirical risk, namely the average error in the training data and provides good generalization. Generalization is the ability of a hypothesis to be able to classify data that is not contained in the training data correctly. The principle of SVM is a linear classifier and then redeveloped so that it can work on non-linear problems using

the kernel trick method, which looks for a hyperplane by transforming the dataset into a vector space with larger dimensions (feature space) using a kernel function which then was classified and performed on the feature space. Determination of the kernel function used affected the classification results [26].

The decision tree is one of the most popular classification methods because it is easy for humans to interpret. The decision tree is a predictive model using a tree structure or hierarchical structure [27]. The concept of a decision tree is to convert data into a decision tree and decision rules. A Decision Tree is used to study the classification and prediction of patterns from data and describe the relationship of the attribute variable  $x$  and the target variable  $y$  in the form of a tree. The decision tree resembles a flowchart where each internal node (a node that is not a leaf or the outermost node) is a test of attribute variables; each branch is the test result, while the outermost node, namely the leaf, is the. The main benefit of using a decision tree is its ability to break down complex decision-making processes into simpler ones to interpret solutions to problems [28] better.

Decision trees are also useful for exploring data finding hidden relationships between many potential input variables and a target variable. Decision trees combine data exploration and modeling, so they are great as a first step in the modeling process, even when used as the final model of some other technique. Another advantage of this method is eliminating unnecessary calculations or data. The existing samples are usually only tested based on certain criteria or classes [29].

### E. Model evaluation

A confusion matrix was used to measure the classification model's performance using a. The confusion matrix, also known as the error matrix, provides information on the comparison of the classification results performed by the model with the actual classification results [30]. There are four terms representing the results of the classification process in the confusion matrix, namely True Positive (TP), True Negative (TN), False Positive (FP) and False Negative (FN). TP is positive data that is predicted to be correct, TN is negative data that is predicted to be correct, FP is negative data but is predicted to be positive data, and FN is positive data but is predicted to be negative data.

The confusion matrix can calculate various performance metrics to measure the performance of the model that has been made, some of which are often used, namely accuracy, precision, and recall. Accuracy describes how accurately the model can classify correctly. Precision describes the level of accuracy between the requested data and the prediction results provided by the model. Recall describes the success of the model in retrieving information.

## III. RESULTS AND DISCUSSION

The NIR spectral dataset of 186 samples with a wavelength of 1000 to 2500 nm can be seen in Figure 4a. Several absorption peaks can be found from the original transmittance spectrum. The mango dataset consists of 4 cultivars, so the multiclass classification method was used in this study. The following are the results of measuring the model performance from the four scenarios with the distribution of training data and testing data of 70 and 30.

### A. Modelling without pre-processing

The classification of NIR spectrum data processing using SVM without pre-processing has resulted in a fairly good accuracy of 90%, class classification errors of 6 Kent cultivars, which are actually Palmer cultivars. The results of the

classification using DT without pre-processing resulted in higher accuracy than SVM, which was 94%, with an incorrect guess of 4 Cengkir cultivars, which should have been Palmer cultivar. The confusion matrix results in more detail can be seen in Table 2.

TABLE II  
CONFUSION MATRIX RESULTS WITHOUT PRE-PROCESSING AND USING SPECTRAL TRANSFORMATION

Algorithm	Class	Prediction				Without Pre-Processing			Prediction				Using Spectral Transformation		
		C	K	Kw	P	Accuracy	Precision	Recall	C	K	Kw	P	Accuracy	Precision	Recall
SVM	Cengkir (C)	6	0	0	0	0,90	0,96	0,92	5	0	0	0	1	1	1
	Kent (K)	0	28	0	0				0	26	0	0			
	Kweni (Kw)	0	0	10	0				0	0	13	0			
	Palmer (P)	0	6	0	12				0	0	0	18			
DT	Cengkir (C)	6	0	0	0	0,94	0,9	0,94	5	0	0	0	1	1	1
	Kent (K)	0	28	0	0				0	26	0	0			
	Kweni (Kw)	0	0	10	0				0	0	13	0			
	Palmer (P)	4	0	0	14				0	0	0	18			

### B. Modeling with oversampling SMOTE

By applying SMOTE oversampling, the amount of data between classes is balanced with the number of 85 mangoes in each class. Cengkir cultivars, which originally had 18 data, Kweni had 29 data, and Palmer originally had 54 data, were equated with the total data of Kent, which was 85 data. The results of the classification of NIR spectrum data processing using SVM with the application of SMOTE oversampling improved the classification accuracy of 92% compared to those without pre-processing, the class grouping error of 1 Palmer cultivar, which was actually a Cengkir cultivar, 1

Cengkir cultivar which was actually a Kent cultivar and the supposed Palmer cultivar was predicted to be 2 cultivars Cup and 5 Kent.

The results of the classification using DT with the application of SMOTE oversampling improved the classification accuracy of 94% compared to those without pre-processing, class classification errors were 1 Palmer cultivar and 1 Kent cultivar, which was Cengkir cultivar, 3 Palmer cultivar which was Kent cultivar and 1 Cengkir cultivar which was supposed to be Palmer. The confusion matrix results in more detail can be seen in Table 3.

TABLE III  
CONFUSION MATRIX RESULTS USING OVERSAMPLING SMOTE AND SPECTRAL TRANSFORMATION

Algorithm	Class	Prediction				Using Oversampling SMOTE			Prediction				Using Oversampling SMOTE and Spectral Transformation		
		C	K	Kw	P	Accuracy	Precision	Recall	C	K	Kw	P	Accuracy	Precision	Recall
SVM	Cengkir (C)	27	0	0	1	0,92	0,92	0,92	25	3	0	0	0,96	0,97	0,96
	Kent (K)	1	27	0	0				0	28	0	0			
	Kweni (Kw)	0	0	29	0				0	0	29	0			
	Palmer (P)	2	5	0	21				0	1	0	27			
DT	Cengkir (C)	26	1	0	1	0,94	0,94	0,94	27	0	0	1	0,96	0,96	0,96
	Kent (K)	0	25	0	3				0	27	0	1			
	Kweni (Kw)	0	0	29	0				0	0	29	0			
	Palmer (P)	1	0	0	22				0	3	0	25			

### C. Modeling with spectral transformation

The NIR spectrum data processing classification results using SVM with the application of spectral transformation methods, namely Smoothing, Scatter Correction, Clipping, Resampling, and Derivatives and their combinations, operations, and parameters of these methods, can be seen in Table 1. Using the Nippy library with Python, the results obtained classification with an accuracy value of 100%, where the use of the Clipping and Scatter Correction method with LSNV operation provides the most optimal results for SVM. The results of the DT classification with spectral transformation using the Clipping and Scatter Correction method with LSNV operation also produce 100% accuracy without class prediction errors using the Clipping, Scatter

Correction, and Smoothing methods. The confusion matrix results in more detail can be seen in Table 2.

The classification accuracy calculation process using SVM, and DT combined with 5 spectral transformation methods gave varying results. Some even had worse accuracy with accuracy values without pre-processing. Therefore, it is very important to adapt spectral transformation methods and operations to the data. Experiments were carried out on all spectral transformation operations to obtain the most optimal accuracy results in the classification using SVM. First, testing is carried out on each operation and its parameters. The results of the spectral transformation operation with the best accuracy are then combined with other operations. The results of 2 combinations of spectral transformation operations are then combined with other operations. And so on until the most optimal accuracy value is obtained.

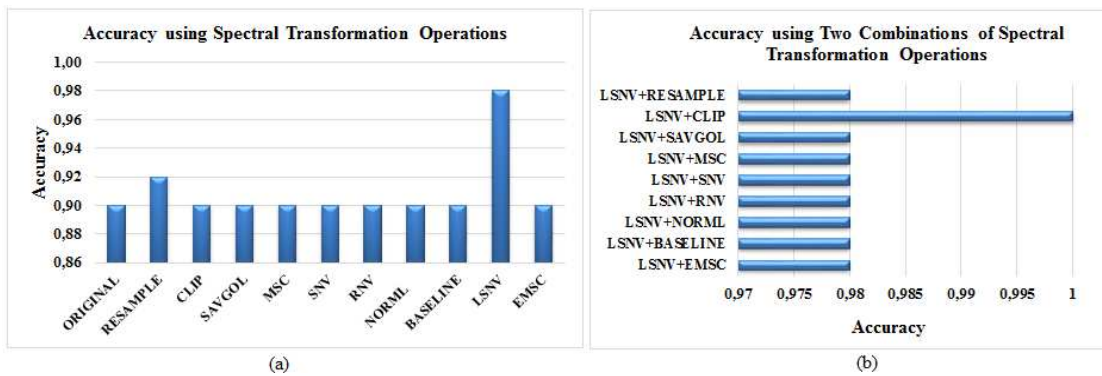
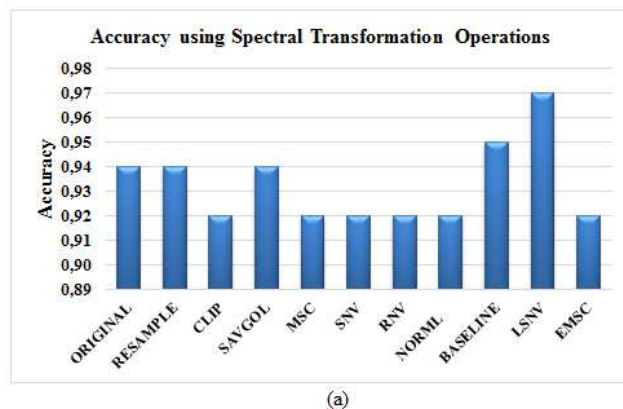



Fig. 2 Comparison of Combination of Spectral Transformation toward Accuracy on SVM

Figure 2a describes the results of applying one spectral transformation operation on SVM. Spectral transformation operations that produce higher accuracy values than those without pre-processing are RESAMPLE with 92% accuracy and LSNV with 98% accuracy. The accuracy value is 90%, the same as without pre-processing for other operations. The LSNV operation as the spectral transformation operation with the highest value is then combined with other operations. Accuracy results from 2 combinations of spectral transformation operations on SVM have reached 100%

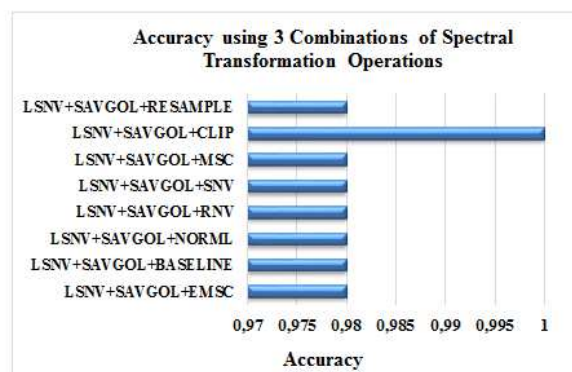
accuracy using LSNV and CLIP operations with threshold=10000. While the other combinations with a maximum accuracy value of 98%. By obtaining the most optimal spectral transformation operation, the next combination achieved optimal again, at least by using two combinations of spectral transformation operations, namely LSNV and CLIP. The accuracy results of 2 combinations of spectral transformation operations on SVM can be seen in Figure 2b.



(a)



(b)



(c)

Fig. 3 Comparison of Combination of Spectral Transformation toward Accuracy on DT

Figure 3a describes the results of applying one spectral transformation operation to DT. Spectral transformation operations that produce higher accuracy values than those without pre-processing are BASELINE with 95% accuracy and LSNV with 97% accuracy. For other spectral transformation operations, the accuracy value is lower than the accuracy value without pre-processing, which is 92%. The

LSNV operation as the spectral transformation operation with the highest value is then combined with other operations. Accuracy results from 2 combinations of spectral transformation operations on DT that have increased, namely LSNV and SAVGOL operations with parameters {'deriv\_order': 2, 'filter\_win': 11, 'poly\_order': 3} with an accuracy value of 98%. While the combination of LSNV with



other spectral transformation operations, the maximum classification accuracy value is 95%. Accuracy results with two combinations of spectral transformation operations on DT can be seen in Figure 3b. Next is to perform three combinations of spectral transformation operations using LSNV and SAVGOL as operations with the best accuracy on two combinations of spectral transformation operations combined with other spectral transformation operations. The combination of 3 spectral transformation operations has achieved 100% accuracy by using LSNV, CLIP with threshold=10000 and SAVGOL with parameters {'deriv\_order': 2, 'filter\_win': 11, 'poly\_order': 3}, {'deriv\_order': 1, 'filter\_win': 11, 'poly\_order': 3}, {'deriv\_order': 2, 'filter\_win': 13, 'poly\_order': 3}, and {'deriv\_order': 0, 'filter\_win': 13, 'poly\_order': 3}. Three other combinations of spectral transformations with a maximum accuracy value of 98%. By having obtained the most optimal spectral transformation operation, the next combination achieved optimal again, at least by using three combinations of spectral transformation operations, namely LSNV, CLIP, and SAVGOL. For the accuracy results of 3 combinations of spectral transformation operations on DT, it can be seen in Figure 3c.

#### D. Modeling with Oversampling SMOTE and Spectral Transformation

The results of the classification of NIR spectrum data processing using SVM with the application of SMOTE oversampling and spectral transformation, where there is a balance of the amount of data in the class and the use of Clipping and Scatter Correction methods with LSNV operations, produces a classification accuracy value of 96%. The class classification error is 3 Kent cultivar, Cengkir cultivar, and 1 Kent cultivar, Palmer cultivar. The classification results using DT also produce a classification accuracy value of 96%. Class classification errors are 1 Palmer cultivar, Cengkir cultivar, 1 Palmer cultivar, which is Kent cultivar, and 3 Kent cultivar, which should be Palmer. The confusion matrix results in more detail can be seen in Table 3. The performance of classification accuracy with SVM and DT has the same value, and both are more or less good than using spectral transformation alone. However, the accuracy value is higher than without pre-processing and the use of oversampling SMOTE.

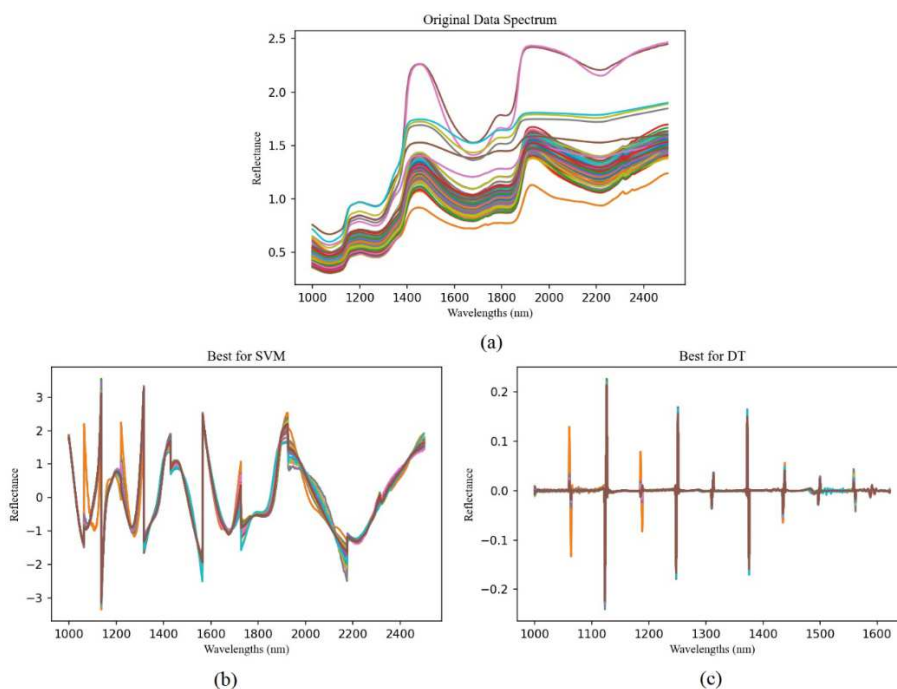


Fig. 4 Comparison of Spectral Curves after using Spectral Transformation

The spectral transformation has a significant influence in increasing the accuracy of the classification model. In the four test scenarios, the classification results with appropriate spectral transformation methods and operations achieved 100% accuracy. The best spectral transformation results with Clipping and Scatter Correction methods with LSNV operation for modeling with SVM can be seen in Figure 4b, and for DT modeling can be seen in Figure 4c. The spectrum peaks are clearly visible in both images, making it easier for the model to classify.

Table 3 compares four SVM and DT algorithms scenarios with performance measurements based on accuracy, precision, and recall. With the model built by SVM and DT, the best

performance with the application of spectral transformation, the application of SMOTE oversampling and spectral transformation, the application of SMOTE oversampling, and finally without pre-processing.

#### IV. CONCLUSION

Spectral treatment is needed to improve the accuracy of the classification model of 4 classes of mango cultivars based on NIR spectroscopy. Treatment with SMOTE oversampling can improve classification accuracy in SVM and DT algorithms. Treatment with spectral transformation using five combinations of methods obtained an optimal classification

accuracy of 100% on SVM using clipping and scatter correction methods, namely LSNV, while in DT using clipping, scatter correction, and smoothing techniques. When the application of the spectral transformation is optimal with SMOTE oversampling, the classification accuracy is not better. Spectral transformation treatment in classification modeling significantly affects accuracy due to the non-specific, overlapping, broad nature of the NIR spectrum and the presence of noise arising from the instrumentation of the device during data collection. Although the SMOTE oversampling effect causes more data sets and more diverse opportunities for incorrect predictions between classes, it has increased classification accuracy compared to no pre-processing. The SMOTE oversampling technique can be used when data classes are imbalanced in the classification.

#### ACKNOWLEDGMENT

The authors are grateful to Mr. Munawar and his colleagues who provided research data and the dean of the engineering faculty at Krisnadwipayana University, who has supported research and publications.

#### REFERENCES

- [1] P. Osinenko et al., "Application of non-destructive sensors and big data analysis to predict physiological storage disorders and fruit firmness in 'Braeburn' apples," *Comput. Electron. Agric.*, vol. 183, p. 106015, Apr. 2021, doi: 10.1016/j.compag.2021.106015.
- [2] M. Arunkumar, A. Rajendran, S. Gunasri, M. Kowsalya, and C. K. Krithika, "Non-destructive fruit maturity detection methodology - A review," *Mater. Today Proc.*, Mar. 2021, doi: 10.1016/j.matpr.2020.12.1094.
- [3] B. Nugraha, P. Verboven, S. Janssen, Z. Wang, and B. M. Nicolai, "Non-destructive porosity mapping of fruit and vegetables using X-ray CT," *Postharvest Biol. Technol.*, vol. 150, pp. 80–88, Apr. 2019, doi: 10.1016/j.postharvbio.2018.12.016.
- [4] B. M. Nicolai et al., "Non-destructive measurement of fruit and vegetable quality by means of NIR spectroscopy: A review," *Postharvest Biol. Technol.*, vol. 46, no. 2, pp. 99–118, Nov. 2007, doi: 10.1016/j.postharvbio.2007.06.024.
- [5] A. Ibrahim, N. El-Biale, M. Saad, and E. Romano, "Non-Destructive Quality Inspection of Potato Tubers Using Automated Vision System," *Int. J. Adv. Sci. Eng. Inf. Technol.*, vol. 10, no. 6, p. 2419, Dec. 2020, doi: 10.18517/ijaseit.10.6.13079.
- [6] C. Ding, D. Wang, Z. Feng, W. Li, and D. Cui, "Integration of vibration and optical techniques for watermelon firmness assessment," *Comput. Electron. Agric.*, vol. 187, p. 106307, Aug. 2021, doi: 10.1016/j.compag.2021.106307.
- [7] J. M. S. Netto, F. A. Honorato, P. M. Azoubel, L. E. Kurozawa, and D. F. Barbin, "Evaluation of melon drying using hyperspectral imaging technique in the near infrared region," *LWT*, vol. 143, p. 111092, May 2021, doi: 10.1016/j.lwt.2021.111092.
- [8] F. D. Anggraeni, N. Khuriyati, M. A. F. Falah, H. Nishina, K. Takayama, and N. Takahashi, "Non-destructive Measurement of Lycopene Content in High Soluble Solids Stored Tomato (*Solanum Lycopersicum* Mill. cv Rinka 409)," *Int. J. Adv. Sci. Eng. Inf. Technol.*, vol. 10, no. 6, p. 2567, Dec. 2020, doi: 10.18517/ijaseit.10.6.9478.
- [9] R. Hayati, A. A. Munawar, and F. Fachrudin, "Enhanced near infrared spectral data to improve prediction accuracy in determining quality parameters of intact mango," *Data Br.*, vol. 30, p. 105571, Jun. 2020, doi: 10.1016/j.dib.2020.105571.
- [10] P. Mishra, E. Wolterting, and N. El Harchioui, "Improved prediction of 'Kent' mango firmness during ripening by near-infrared spectroscopy supported by interval partial least square regression," *Infrared Phys. Technol.*, vol. 110, p. 103459, Nov. 2020, doi: 10.1016/j.infrared.2020.103459.
- [11] G. Ren, Y. Liu, J. Ning, and Z. Zhang, "Assessing black tea quality based on visible-near infrared spectra and kernel-based methods," *J. Food Compos. Anal.*, vol. 98, p. 103810, May 2021, doi: 10.1016/j.jfca.2021.103810.
- [12] J. Li, H. Zhang, B. Zhan, Y. Zhang, R. Li, and J. Li, "Non-destructive firmness measurement of the multiple cultivars of pears by Vis-NIR spectroscopy coupled with multivariate calibration analysis and MC-UVE-SPA method," *Infrared Phys. Technol.*, vol. 104, p. 103154, Jan. 2020, doi: 10.1016/j.infrared.2019.103154.
- [13] C. Liu, S. X. Yang, X. Li, L. Xu, and L. Deng, "Noise level penalizing robust Gaussian process regression for NIR spectroscopy quantitative analysis," *Chemom. Intell. Lab. Syst.*, vol. 201, p. 104014, Jun. 2020, doi: 10.1016/j.chemolab.2020.104014.
- [14] J. Torniainen, I. O. Afara, M. Prakash, J. K. Sarin, L. Stenroth, and J. Töyräs, "Open-source python module for automated pre-processing of near infrared spectroscopic data," *Anal. Chim. Acta*, vol. 1108, pp. 1–9, Apr. 2020, doi: 10.1016/j.aca.2020.02.030.
- [15] Y. Sun, A. K. C. Wong, and M. S. Kamel, "Classification of Imbalanced Data: A Review," *Int. J. Pattern Recognit. Artif. Intell.*, vol. 23, no. 04, pp. 687–719, Jun. 2009, doi: 10.1142/S0218001409007326.
- [16] N. S. Sani, M. Abdul Rahman, A. Abu Bakar, S. Sahran, and H. Mohd Sarim, "Machine Learning Approach for Bottom 40 Percent Households (B40) Poverty Classification," *Int. J. Adv. Sci. Eng. Inf. Technol.*, vol. 8, no. 4–2, p. 1698, Sep. 2018, doi: 10.18517/ijaseit.8.4-2.6829.
- [17] J. Jang, Y. Kim, K. Choi, and S. Suh, "Sequential targeting: A continual learning approach for data imbalance in text classification," *Expert Syst. Appl.*, vol. 179, p. 115067, Oct. 2021, doi: 10.1016/j.eswa.2021.115067.
- [18] A. A. Munawar, Kusumiyati, and D. Wahyuni, "Near infrared spectroscopic data for rapid and simultaneous prediction of quality attributes in intact mango fruits," *Data Br.*, vol. 27, p. 104789, Dec. 2019, doi: 10.1016/j.dib.2019.104789.
- [19] Mishra, J. M. Roger, D. N. Rutledge, and E. Wolterting, "SPORT pre-processing can improve near-infrared quality prediction models for fresh fruits and agro-materials," *Postharvest Biol. Technol.*, vol. 168, p. 111271, Oct. 2020, doi: 10.1016/j.postharvbio.2020.111271..
- [20] D. D. Silalahi, H. Midi, J. Arasan, M. S. Mustafa, and J.-P. Caliman, "Robust generalized multiplicative scatter correction algorithm on pretreatment of near infrared spectral data," *Vib. Spectrosc.*, vol. 97, pp. 55–65, Jul. 2018, doi: 10.1016/j.vibspec.2018.05.002.
- [21] B. Lu et al., "Quantitative NIR spectroscopy determination of cocopeat substrate moisture content: Effect of particle size and non-uniformity," *Infrared Phys. Technol.*, vol. 111, p. 103482, Dec. 2020, doi: 10.1016/j.infrared.2020.103482.
- [22] Q. Guo, W. Wu, and D. . Massart, "The robust normal variate transform for pattern recognition with near-infrared data," *Anal. Chim. Acta*, vol. 382, no. 1–2, pp. 87–103, Feb. 1999, doi: 10.1016/S0003-2670(98)00737-5.
- [23] T. Pan, J. Zhao, W. Wu, and J. Yang, "Learning imbalanced datasets based on SMOTE and Gaussian distribution," *Inf. Sci. (Ny)*, vol. 512, pp. 1214–1233, Feb. 2020, doi: 10.1016/j.ins.2019.10.048.
- [24] Asniar, N. U. Maulidevi, and K. Surendro, "SMOTE-LOF for noise identification in imbalanced data classification," *J. King Saud Univ. - Comput. Inf. Sci.*, Feb. 2021, doi: 10.1016/j.jksuci.2021.01.014.
- [25] M. Sinambela, M. Situmorang, K. Tarigan, S. Humaidi, and M. Sirait, "Waveforms Classification of Northern Sumatera Earthquakes for New Mini Region Stations Using Support Vector Machine," *Int. J. Adv. Sci. Eng. Inf. Technol.*, vol. 11, no. 2, p. 489, Apr. 2021, doi: 10.18517/ijaseit.11.2.12503.
- [26] V. Vapnik and R. Izmailov, "Reinforced SVM method and memorization mechanisms," *Pattern Recognit.*, vol. 119, p. 108018, Nov. 2021, doi: 10.1016/j.patcog.2021.108018.
- [27] I. Hasanah, E. Purwanti, and P. Widiyanti, "Design and Implementation of an Early Screening Application for Dengue Fever Patients Using Android-Based Decision Tree C4.5 Method," *Int. J. Adv. Sci. Eng. Inf. Technol.*, vol. 10, no. 6, p. 2237, Dec. 2020, doi: 10.18517/ijaseit.10.6.5771.
- [28] J. P. Pinder, "Decision Trees," in *Introduction to Business Analytics using Simulation*, Elsevier, 2017, pp. 47–69.
- [29] P. Arumugam and P. Jose, "Efficient Decision Tree Based Data Selection and Support Vector Machine Classification," *Mater. Today Proc.*, vol. 5, no. 1, pp. 1679–1685, 2018, doi: 10.1016/j.matpr.2017.11.263.
- [30] J. Xu, Y. Zhang, and D. Miao, "Three-way confusion matrix for classification: A measure driven view," *Inf. Sci. (Ny)*, vol. 507, pp. 772–794, Jan. 2020, doi: 10.1016/j.ins.2019.06.064.